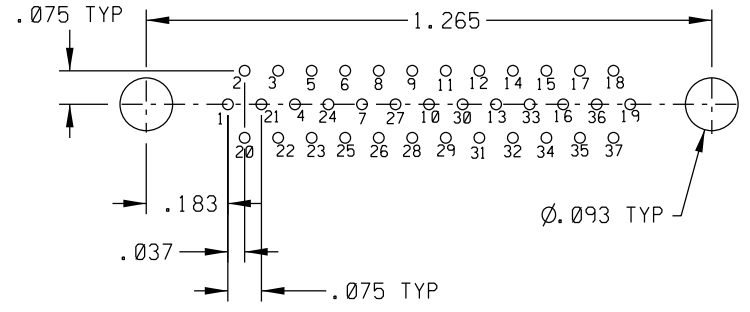
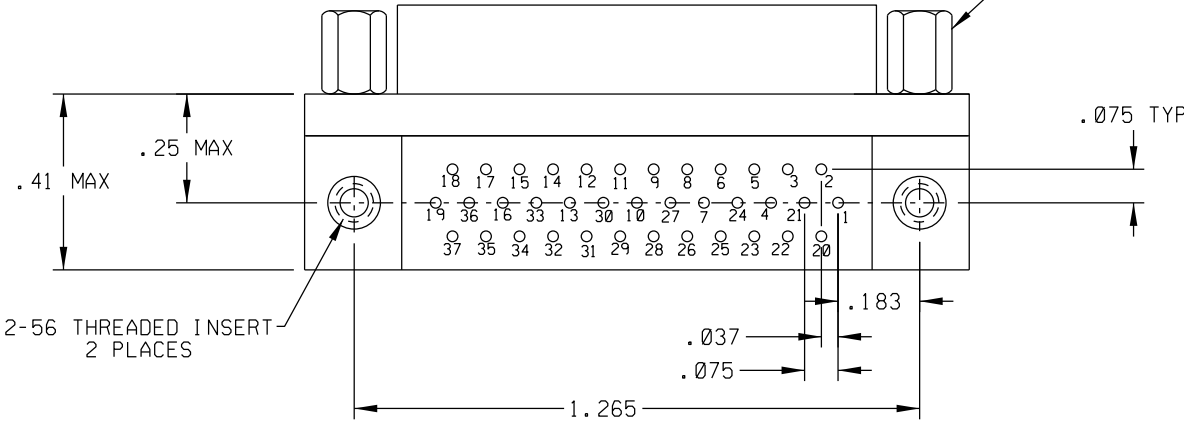
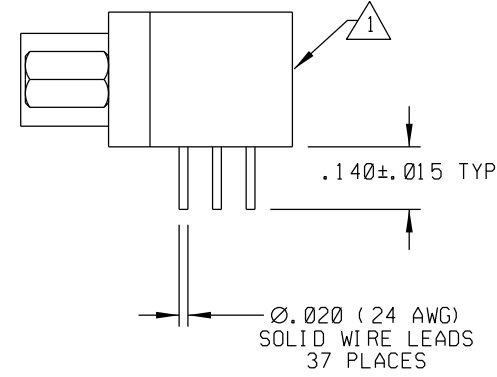
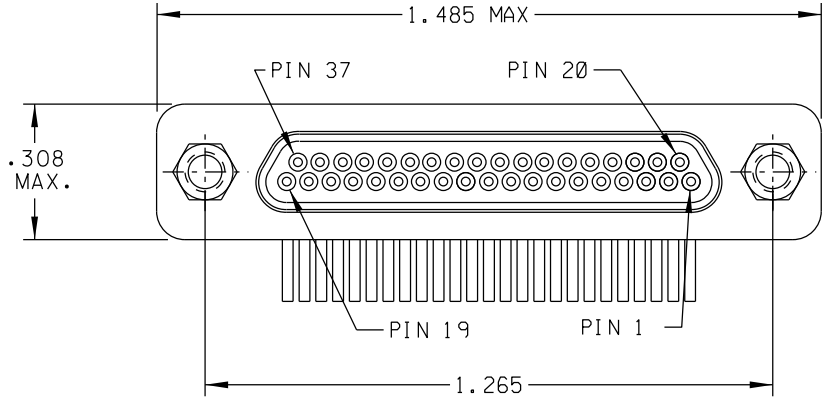


| PART REV | DWG ISSUE | DATE | ECN NO. | APPVD BY | REL BY |
|----------|-----------|---------|----------|----------|--------|
| - | - | 6-16-16 | UMI 6006 | DW | DW |



RECOMMENDED PCB LAYOUT

- 3 NUMBERS SHOWN ON BACKSHELL ARE FOR REFERENCE ONLY AND MAY NOT APPEAR ON PART.
 - 2 MATERIALS:
SHELL/INSULATOR, AND BACKSHELL: PPS PER MIL-M-24519 GST-40F, COLOR: BLK
PIN CONTACTS: C17200 BERYLLIUM COPPER PER ASTM B194, GOLD PLATED PER ASTM B488
24 AWG LEADS: TIN PLATED COPPER ALLOY PER A-A 59551, TYPE S
HARDWARE: STAINLESS STEEL, PASSIVATED PER AMS 2700
 - 1 MARKING: UMI, DATE CODE, UMI P/N, AND WORK ORDER NO.
- NOTES: UNLESS OTHERWISE SPECIFIED.

| | | | | | | |
|---|---|--|--|-----------------------------|---------------------|--------------------------|
| QUALITY SYMBOLS CRITICAL SPECIAL KEY | UNLESS SPECIFIED: ALL DIMENSIONS IN INCHES GENERAL TOLERANCES: 3 PLACE ±.005 2 PLACE ±.01 ANGULAR ±2° | SCALE NONE | DWG SIZE B | THIRD ANGLE PROJECTION | REVISE ON CAD ONLY | |
| | ALL EXTERNAL SPECIFICATIONS REFERENCED ON THIS DRAWING SHALL BE TO THE LATEST REVISION IN EFFECT Ulti-Mate CAGE CODE 58967 | DRAWN BY & DATE DW 6-16-16 CHECKED BY & DATE SEE ECN APPROVED BY & DATE SEE ECN | TITLE: CIRCUIT CONNECTOR, PLUG, PLASTIC, SIZE 37, STYLE 9, CB9R37P07T-Ø.140 | | MATERIAL: 2 | Ulti-Mate Connector Inc. |
| | | CAD FILENAME SD-836768328.DGN | PART NO. 836768328 | DRAWING NO. SD-836768328 | SHEET NO. 1 OF 1 | PART REV - |
| | | THIS DRAWING CONTAINS INFORMATION THAT IS PROPRIETARY TO ULTI-MATE INCORPORATED AND SHOULD NOT BE USED WITHOUT WRITTEN PERMISSION. | | | | |