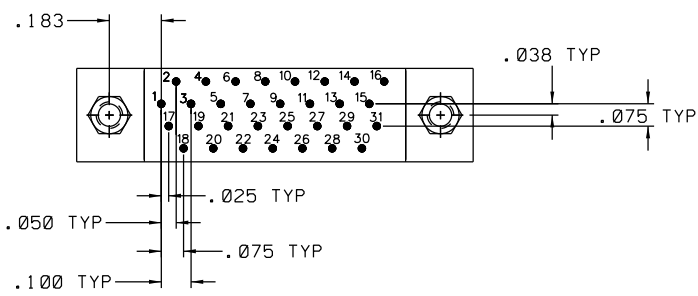
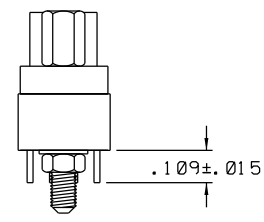
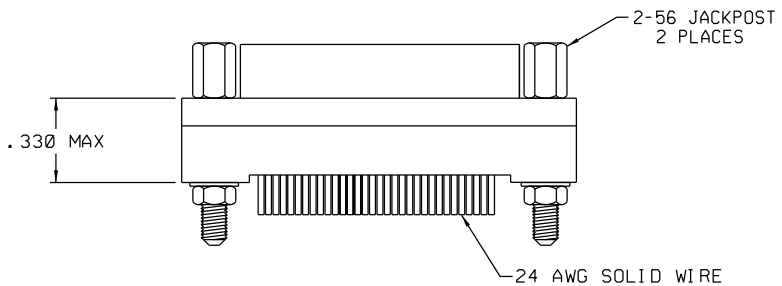
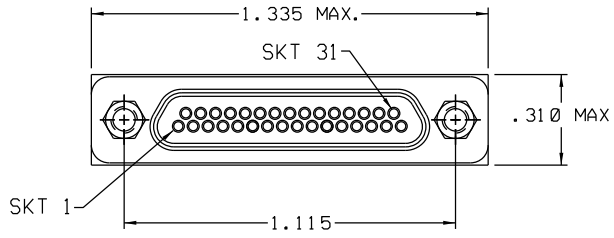


PART REV	DWG ISSUE	DATE	ECN NO.	APPVD BY	REL BY
-	-	8-14-12	UMI 4682	DW	DW



3. NUMBERS ON BACKSHELL ARE SHOWN FOR REFERENCE ONLY AND DO NOT APPEAR ON PART

- 2 MATERIALS:
SHELL: 6061-T6 ALUMINUM PER SAE-AMS-QQ-A200/8, NICKEL PLATED PER AMS-2404
INSULATOR AND BACKSHELL: PPS PER MIL-M-24519 GST-40F
SOCKET CONTACTS: C21000 BRASS ALLOY PER ASTM B36, GOLD PLATED PER ASTM B488
24 AWG LEADS: TIN PLATED COPPER ALLOY PER A-A-59551 TYPE S
INTERFACIAL SEAL: FLUOROSILICONE PER MIL-R-25988
HARDWARE: PASSIVATED STAINLESS STEEL IAW MIL-DTL-83513/5

1. MARKINGS: "UMI", UMI DATE CODE, AND UMI PART NO.

NOTES: UNLESS OTHERWISE SPECIFIED

QUALITY SYMBOLS	UNLESS SPECIFIED: ALL DIMENSIONS IN INCHES	SCALE --	DWG SIZE B	THIRD ANGLE PROJECTION	REVISE ON CAD ONLY
CRITICAL	GENERAL TOLERANCES: 3 PLACE ±.005 2 PLACE ±.01 ANGULAR ±2°	DRAWN BY & DATE DU 8-14-12		TITLE: CIRCUIT CONNECTOR, RECEPTACLE, SIZE 31, STYLE 6 BACKSHELL, CM6R31S07-S01	
SPL/MINOR	ALL EXTERNAL SPECIFICATIONS REFERENCED ON THIS DRAWING SHALL BE TO THE LATEST REVISION IN EFFECT	CHECKED BY & DATE SEE ECN		MATERIAL:	
SPL/MAJOR		APPROVED BY & DATE SEE ECN		Ulti-Mate Connector Inc.	
KEY	Ulti-Mate CAGE CODE 58967	CAD FILENAME SD-836251 61 7.DGN	PART NO. 836251 61 7	DRAWING NO. SD-836251 61 7	SHEET NO. 1 OF 1
		THIS DRAWING CONTAINS INFORMATION THAT IS PROPRIETARY TO ULTI-MATE INCORPORATED AND SHOULD NOT BE USED WITHOUT WRITTEN PERMISSION.			PART REV -