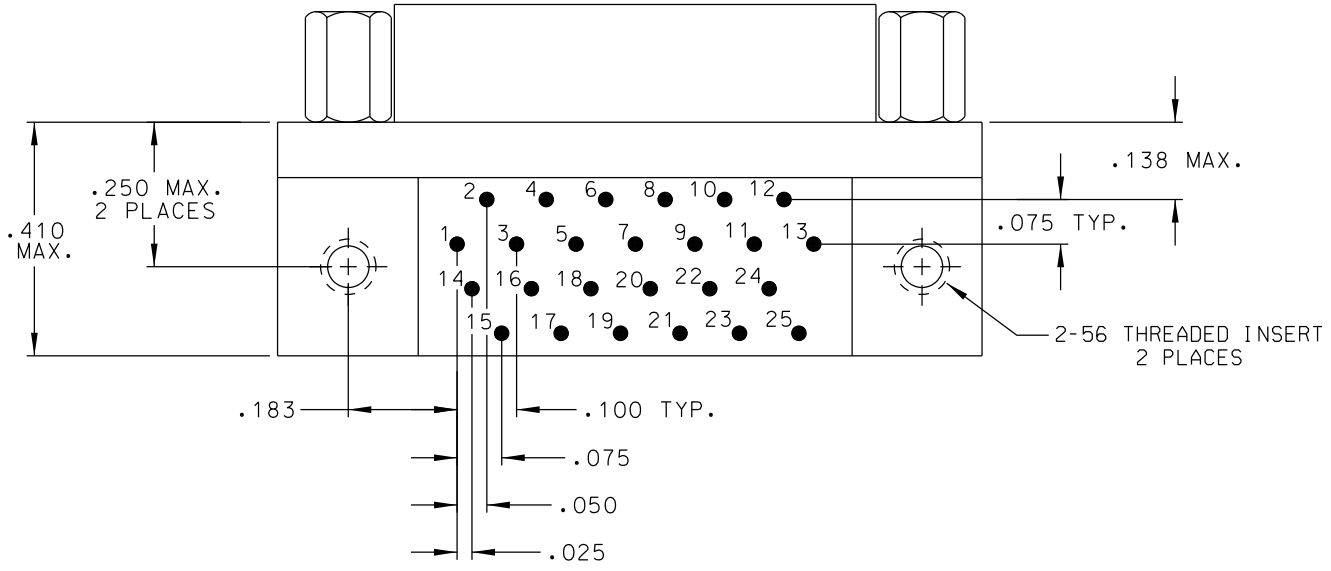
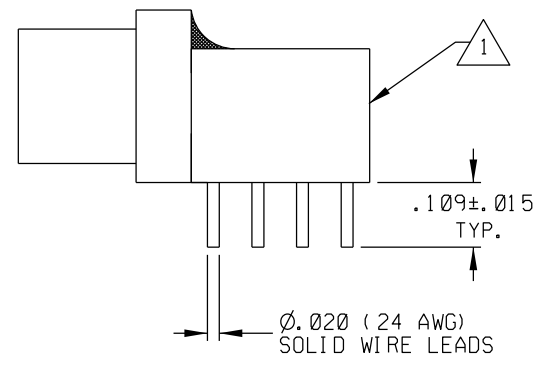
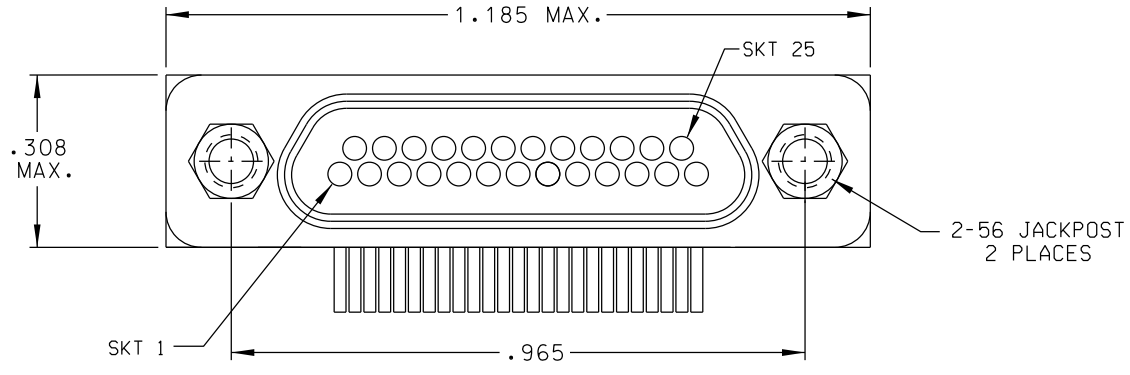


PART REV	DWG ISSUE	DATE	ECN NO.	APPVD BY	REL BY
-	-	12-1-15	UMI5817	DW	DW



- 2 MATERIALS:
SHELL: NICKEL PLATED 6061-T6 ALUMINUM
INSULATOR AND BACKSHELL: PPS PER MIL-M-24519 GST-40F
SOCKET CONTACTS: GOLD PLATED COPPER ALLOY
24 AWG LEADS: TIN PLATED COPPER ALLOY
HARDWARE: STAINLESS STEEL, PASSIVATED PER QQ-P-35
INTERFACIAL SEAL: FLUOROSILICONE
- 1. MARKING: UMI, DATE CODE, UMI P/N.

NOTES: UNLESS OTHERWISE SPECIFIED.

QUALITY SYMBOLS	UNLESS SPECIFIED: ALL DIMENSIONS IN INCHES	SCALE NONE	DWG SIZE B	THIRD ANGLE PROJECTION	REVISE ON CAD ONLY
CRITICAL	GENERAL TOLERANCES: 3 PLACE ±.005 2 PLACE ±.01 ANGULAR ±2°	DRAWN BY & DATE DW 12-1-15	CHECKED BY & DATE SEE ECN	TITLE: CIRCUIT CONNECTOR, STYLE 8, SIZE 25, CM8R25S07T-S01	
MAJOR	ALL EXTERNAL SPECIFICATIONS REFERENCED ON THIS DRAWING SHALL BE TO THE LATEST REVISION IN EFFECT	APPROVED BY & DATE SEE ECN	CAD FILENAME SD-836241818.DGN	PART NO. 836241818	DRAWING NO. SD-836241818
NO SYMBOL = MINOR DIMENSION	Ulti-Mate CAGE CODE 58967	THIS DRAWING CONTAINS INFORMATION THAT IS PROPRIETARY TO ULTI-MATE INCORPORATED AND SHOULD NOT BE USED WITHOUT WRITTEN PERMISSION.			SHEET NO. 1 OF 1
					PART REV -