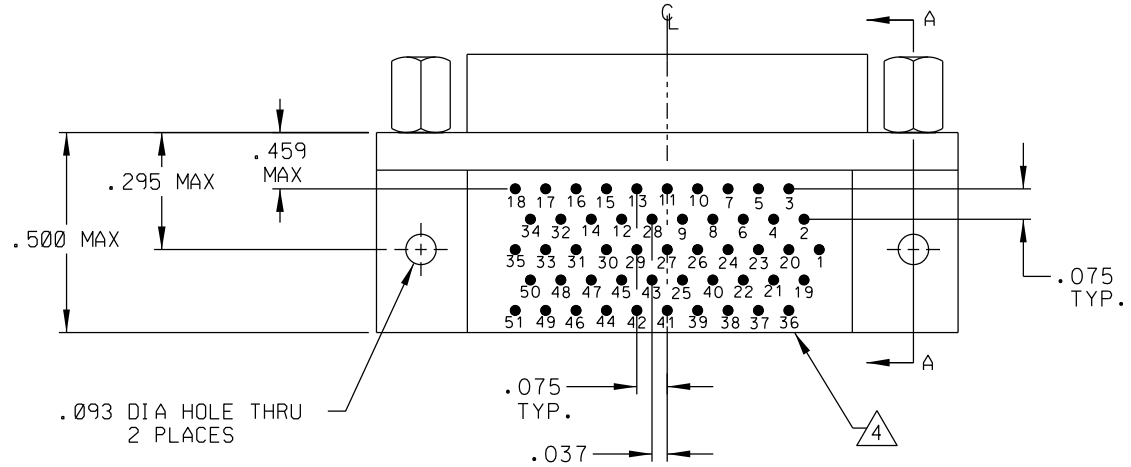
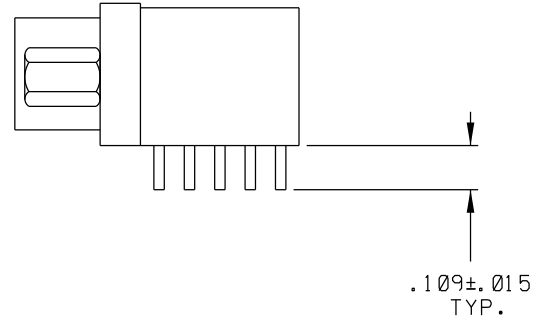
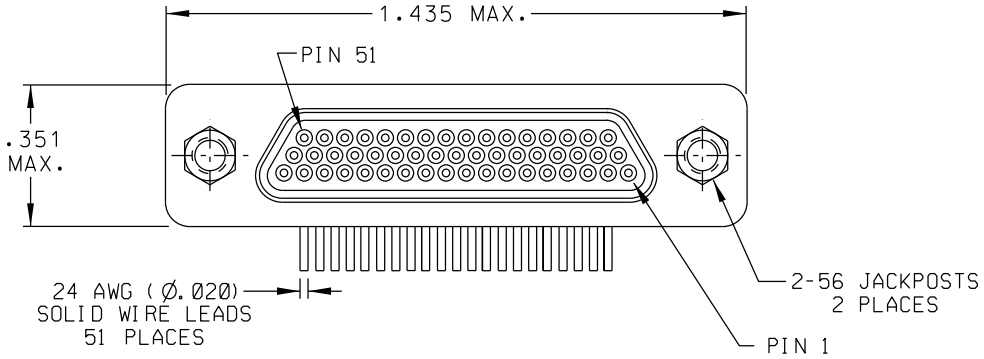


PART REV	DWG ISSUE	DATE	ECN NO.	APPVD BY	REL BY
-	-	12-21-09	UMI 4014	DW	DW



- ④ NUMBERS ON BACKSHELL ARE SHOWN FOR REFERENCE ONLY AND DO NOT APPEAR ON PART.
  - ③ SEE SECTION A-A FOR ALTERNATE BACKSHELL DESIGNS
  - ② MATERIALS:  
 SHELL: 6061-T6 ALUMINUM PER SAE-AMS-00-A200/8, NICKEL PLATED PER SAE-AMS-C-26074  
 INSULATOR AND BACKSHELL: PPS PER MIL-M-24519 GST-40F  
 PIN CONTACTS: C17200 BERYLLIUM COPPER, GOLD PLATED PER ASTM B488  
 HARDWARE: STAINLESS STEEL PER A582, PASSIVATED PER AMS 2700  
 24 AWG LEADS: TIN PLATED COPPER ALLOY  
 1. MARKING: UMI, DATE CODE, UMI P/N.
- NOTES: UNLESS OTHERWISE SPECIFIED.

QUALITY SYMBOLS	UNLESS SPECIFIED: ALL DIMENSIONS IN INCHES	SCALE NONE	DWG SIZE B	THIRD ANGLE PROJECTION	REVISE ON CAD ONLY
CRITICAL	GENERAL TOLERANCES: 3 PLACE ±.005 2 PLACE ±.01 ANGULAR ±2°	DRAWN BY & DATE DW 12-21-09		TITLE: CIRCUIT CONNECTOR, CM8R51-3P07-S01	
SPECIAL	ALL EXTERNAL SPECIFICATIONS REFERENCED ON THIS DRAWING SHALL BE TO THE LATEST REVISION IN EFFECT	CHECKED BY & DATE SEE ECN		MATERIAL: ②	
KEY	Ulti-Mate CAGE CODE <b>58967</b>	APPROVED BY & DATE SEE ECN		Uti-Mate Connector Inc.	
		CAD FILENAME SD-836171817.DGN	PART NO. 836171817	DRAWING NO. SD-836171817	SHEET NO. 1 OF 1
		THIS DRAWING CONTAINS INFORMATION THAT IS PROPRIETARY TO ULTI-MATE INCORPORATED AND SHOULD NOT BE USED WITHOUT WRITTEN PERMISSION.			
					PART REV -