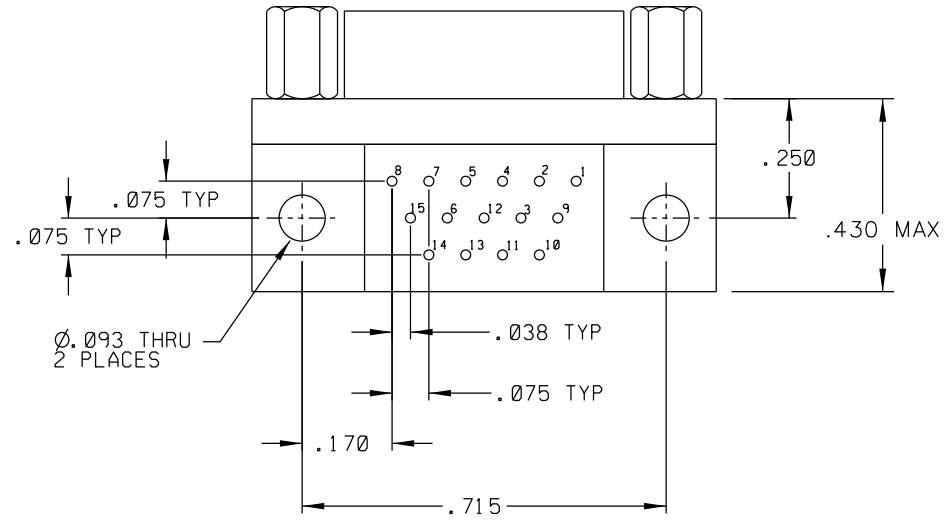
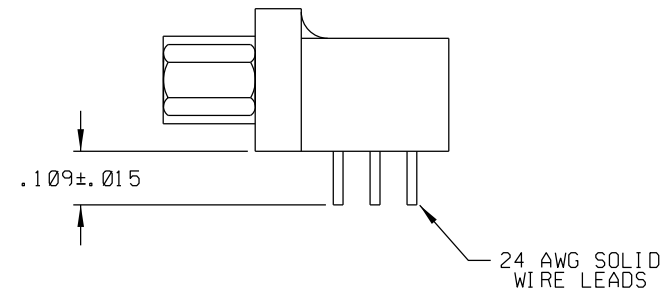
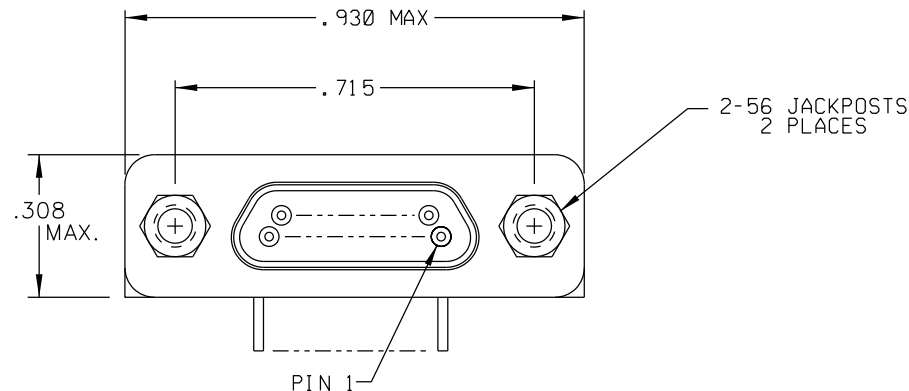


SD-8361 21 31 7

PART REV	DWG ISSUE	DATE	ECN NO.	APPVD BY	REL BY
-	-	1-7-08	UMI 3608	DW	DW
A	A	9-7-12	UMI 4704	DW	DW



3. NUMBERS ON BACKSHELL ARE SHOWN FOR REFERENCE ONLY AND DO NOT APPEAR ON PART

2 MATERIALS:
SHELL: NICKEL PLATED 6061-T6 ALUMINUM
INSULATOR AND BACKSHELL: PPS PER MIL-M-24519 GST-40F
PIN CONTACTS: GOLD PLATED BERYLLIUM COPPER
24 AWG LEADS: TIN PLATED COPPER ALLOY
JACKPOSTS: STAINLESS STEEL, PASSIVATED PER QQ-P-35

1. MARKING: "UMI", DATE CODE, AND UMI PART NUMBER

NOTES: UNLESS OTHERWISE SPECIFIED

QUALITY SYMBOLS MAJOR CRITICAL SPC	UNLESS SPECIFIED: ALL DIMENSIONS IN INCHES GENERAL TOLERANCES: 3 PLACE ± .002 2 PLACE ± .005 ANGULAR ± 2°	SCALE: NONE DWG SIZE: B THIRD ANGLE PROJECTION	REVISE ON CAD ONLY
	DRAWN BY & DATE: DW 11-29-07	TITLE: CIRCUIT CONNECTOR, PLUG, STYLE 9 BACKSHELL, SIZE 15, CM9R15P07-S01	
	CHECKED BY & DATE: SEE ECN	MATERIAL: 	
	APPROVED BY & DATE: SEE ECN		
Uti-Mate CAGE CODE 58967	CAD FILENAME: SD-8361 21 31 7. DGN	PART NO.: 8361 21 31 7	DRAWING NO.: SD-8361 21 31 7
THIS DRAWING CONTAINS INFORMATION THAT IS PROPRIETARY TO ULTI-MATE INCORPORATED AND SHOULD NOT BE USED WITHOUT WRITTEN PERMISSION.			SHEET NO.: 1 OF 1 PART REV: A