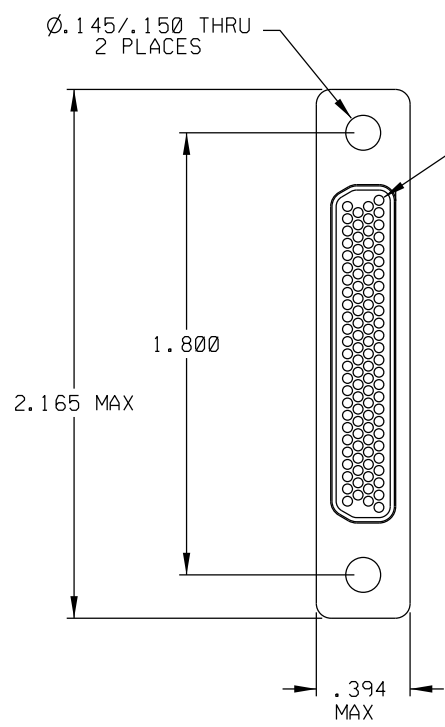
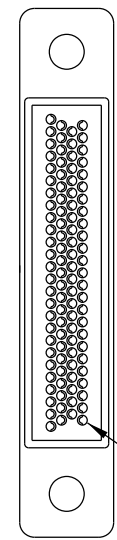
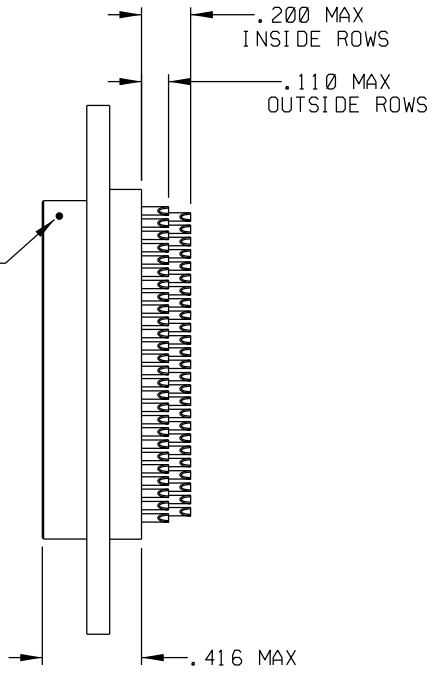


SD-835180000

PART REV	DWG ISSUE	DATE	ECN NO.	APPVD BY	REL BY
-	-	11-23-10	UMI 4224	DW	DW



PIN 1 TO BE MARKED WITH A DOT AT LOCATION SHOWN



SOLDER CUPS ORIENTED AS SHOWN (100 PLACES)

PART NUMBER	MIL-SPEC P/N	SHELL PLATING	PLATING STANDARD
835180000	M83513/01-HC	CADMIUM	SAE AMS-QQ-P-416
835181000	M83513/01-HN	ELECTROLESS NICKEL	AMS 2404

**2** MATERIALS:  
 SHELL: 6061-T6 ALUMINUM PER QQ-A200/8, SEE CHART FOR PLATING OPTIONS  
 INSULATOR: PPS PER MIL-M-24519 GST-40F  
 PIN CONTACTS: C17200 BERYLLIUM COPPER, GOLD PLATED PER ASTM B488

1. MARKINGS: "UMI", UMI DATE CODE, MIL SPEC PART NO. SHOWN ABOVE AND POSITION 1 TO BE MARKED AT LOCATION SHOWN ABOVE

NOTES: UNLESS OTHERWISE SPECIFIED

QUALITY SYMBOLS CRITICAL SPECIAL KEY	UNLESS SPECIFIED: ALL DIMENSIONS IN INCHES GENERAL TOLERANCES: 3 PLACE ±.002 2 PLACE ±.005 ANGULAR ±2°	SCALE 2:1	DWG SIZE B	THIRD ANGLE PROJECTION	REVISE ON CAD ONLY
	ALL EXTERNAL SPECIFICATIONS REFERENCED ON THIS DRAWING SHALL BE TO THE LATEST REVISION IN EFFECT	DRAWN BY & DATE DW 11-18-10	TITLE: MICRO-D PLUG, PIN CONTACTS, SIZE 100, SOLDER CUP TERMINATIONS		MATERIAL: 
	Uti-Mate CAGE CODE <b>58967</b>	CHECKED BY & DATE SEE ECN	APPROVED BY & DATE SEE ECN		
		CAD FILENAME SD-835180000.DGN	PART NO. SEE CHART	DRAWING NO. SD-835180000	SHEET NO. 1 OF 1

THIS DRAWING CONTAINS INFORMATION THAT IS PROPRIETARY TO ULTI-MATE INCORPORATED AND SHOULD NOT BE USED WITHOUT WRITTEN PERMISSION.