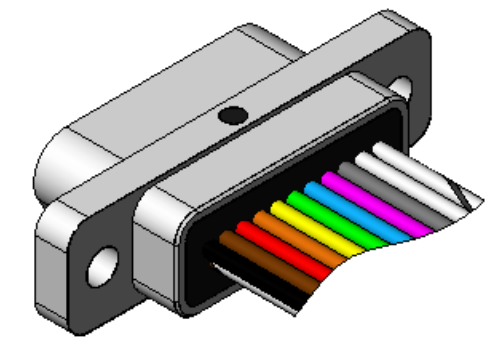
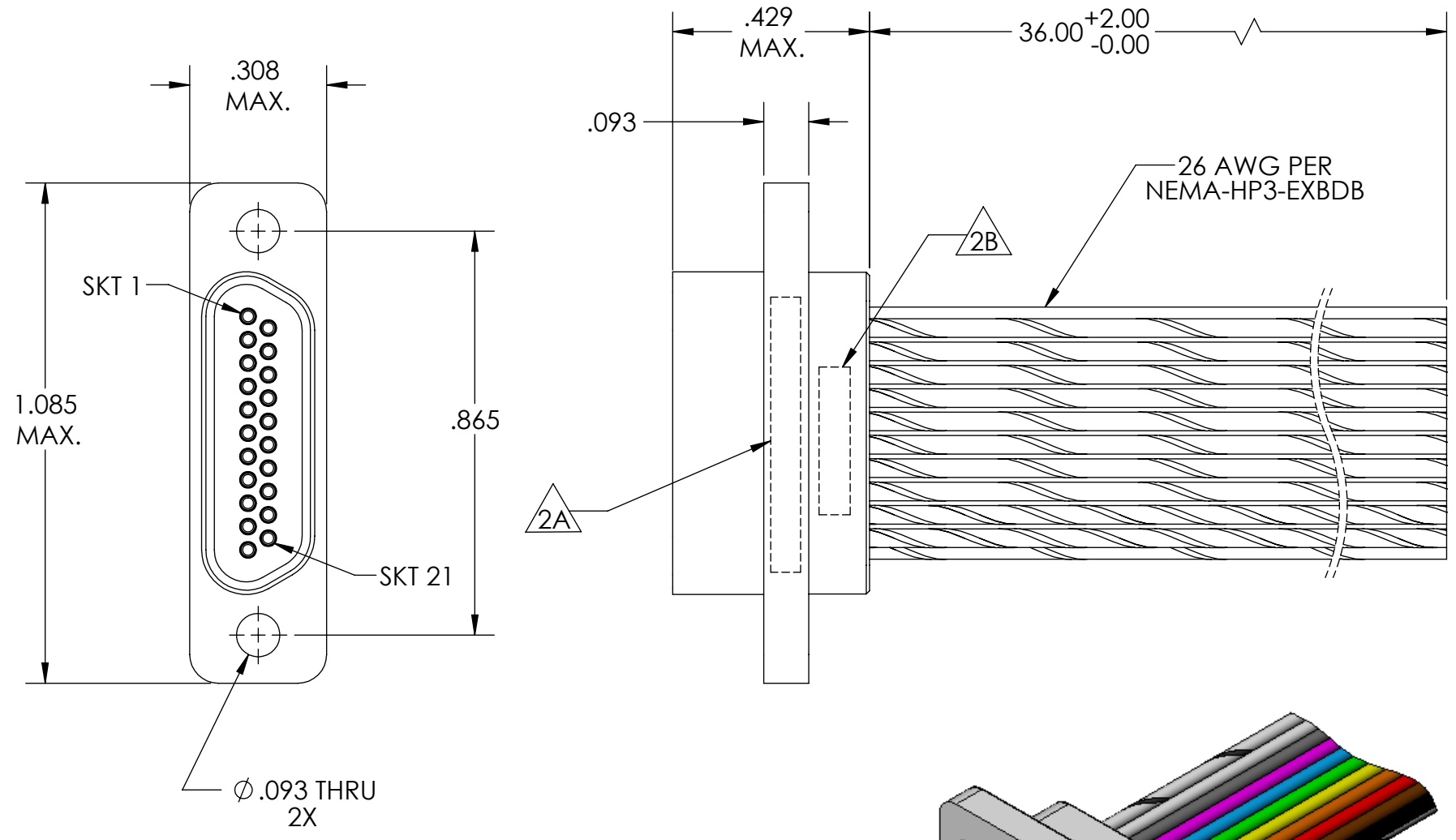
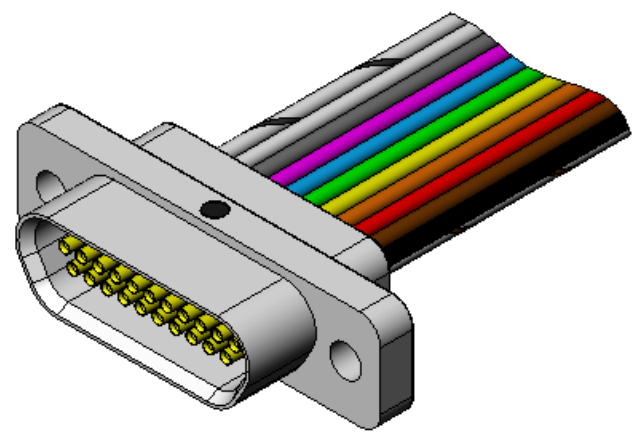


PART REV	DWG ISSUE	DATE	ECN NO.	APPVD BY	REL BY
-	-	2/23/16	UMI5890	DW	DW

F
E
D
C
B
A



1	BLK
2	BRN
3	RED
4	ORG
5	YEL
6	GRN
7	BLU
8	VIO
9	GRY
10	WHT
11	W/BLK
12	W/BRN
13	W/RED
14	W/ORG
15	W/YEL
16	W/GRN
17	W/BLU
18	W/VIO
19	W/GRY
20	W/BLK/BRN
21	W/BLK/RED



4. PERFORMANCE SPECIFICATIONS:
 CURRENT RATING: 3 AMPS MAX.
 INSULATION RESISTANCE: 5000 MEGOHMS MIN.
 DWV: 600 VAC
 TEMPERATURE RATING: 125° C

3 MATERIALS:
 SHELL: 6061-T6 ALUMINUM PER AMS-QQ-A200/8, NICKEL PLATED PER AMS-2404
 INSULATOR: PPS PER MIL-M-24519 GST-40F, COLOR: BLACK
 SOCKET CONTACT: C21000 COPPER ALLOY PER ASTM B36, GOLD PLATED PER ASTM B488
 WIRE: 26 AWG PER NEMA-HP3-EXBDB, COLOR CODE PER MIL-STD-681
 INTERFACIAL SEAL: FLUOROSILICONE PER MIL-R-25988

2. MARKING:
 2A "UMI", DATE CODE, UMI PART NUMBER
 2B UMI WORK ORDER NUMBER

1. CONNECTOR ASSEMBLY IS IAW MIL-DTL-83513 UNLESS OTHERWISE SPECIFIED.

NOTES: UNLESS OTHERWISE SPECIFIED.

QUALITY SYMBOLS CRITICAL C MAJOR NO SYMBOLS = MINOR DIMENSIONS	UNLESS OTHERWISE SPECIFIED: ALL DIMENSIONS ARE IN INCHES	SCALE 3:1	DWG SIZE B	THIRD ANGLE PROJECTION	REVISE ON CAD ONLY
	GENERAL TOLERANCES: 3 PLACES ±.005 2 PLACES ±.01 ANGULAR ±2°	DRAWN BY & DATE DU 2/23/16		TITLE: MICRO-D CONNECTOR ASSEMBLY, MR21S0-26E5-36.0-S01	
	ULTI-MATE CAGE CODE 58967	CHECKED BY & DATE DW 2/23/16		MATERIAL: 3	ENG PROJECT #: NONE
		APPROVED BY & DATE DW 2/23/16			
		CAD FILE NAME SD-834231530.SLDDRW	PART NO. 834231530	DRAWING NO. SD-834231530	SHEET NO. 1 of 1

THIS DRAWING CONTAINS INFORMATION THAT IS PROPRIETARY TO ULTI-MATE INCORPORATED AND SHOULD NOT BE USED WITHOUT WRITTEN PERMISSION.