
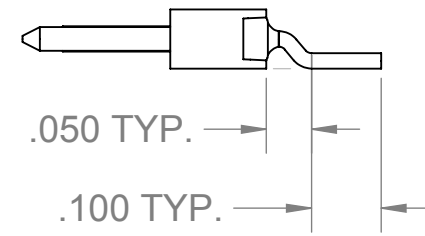
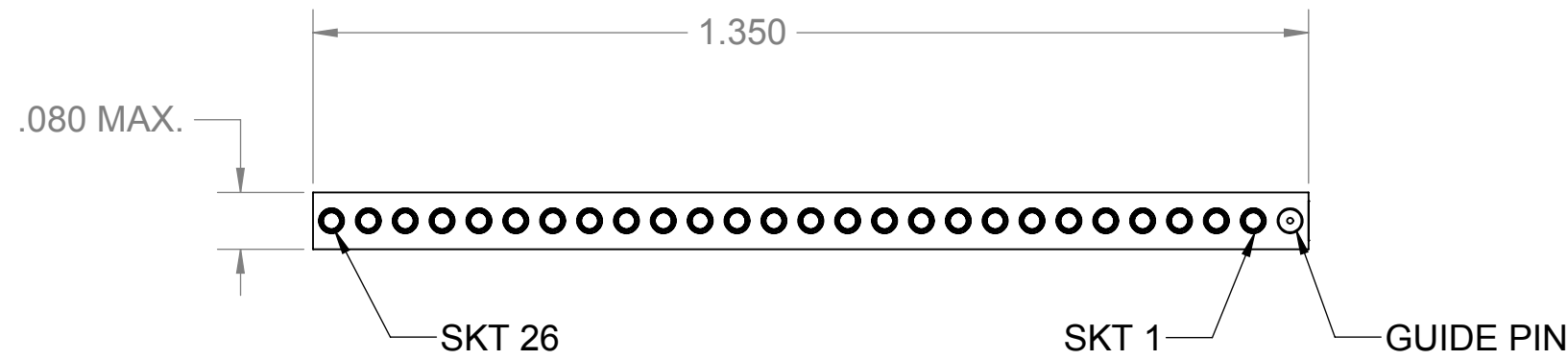


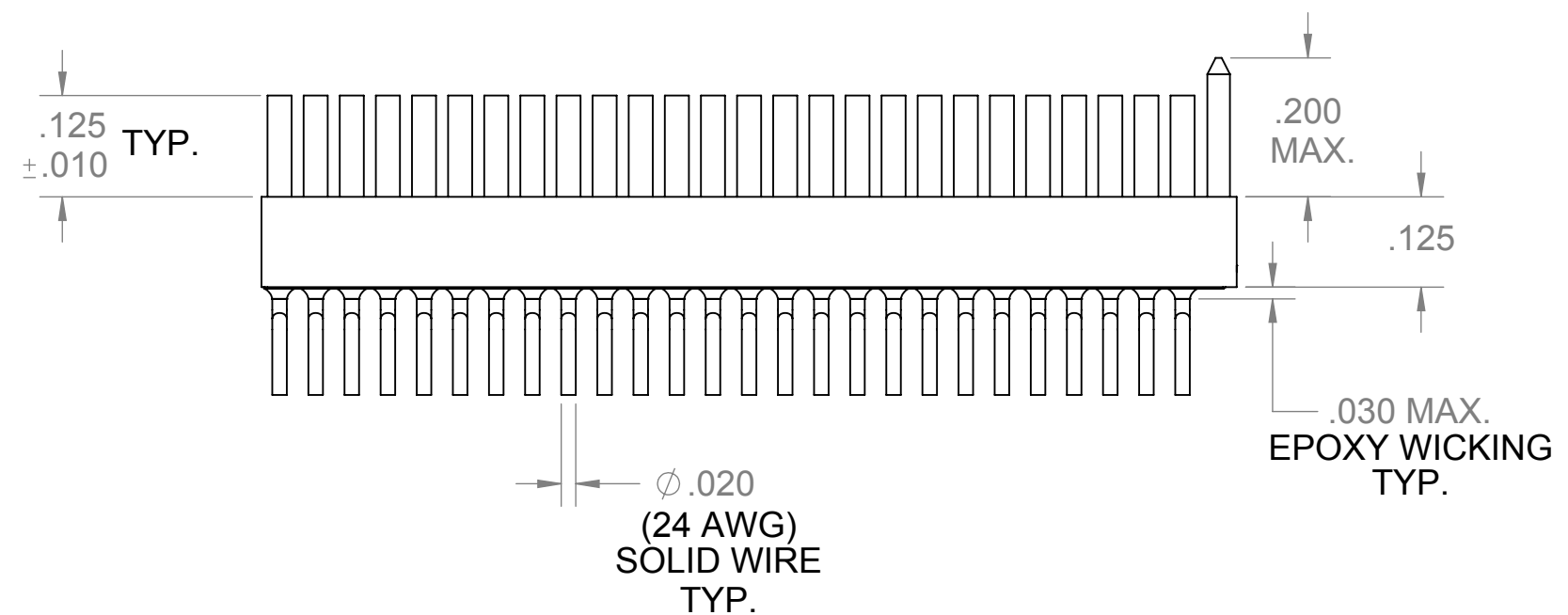
PART REV	DWG ISSUE	DATE	ECN NO.	APPVD BY	REL BY
-	-	2/1/13	UMI 4859	DW	DW

F



E

D



C

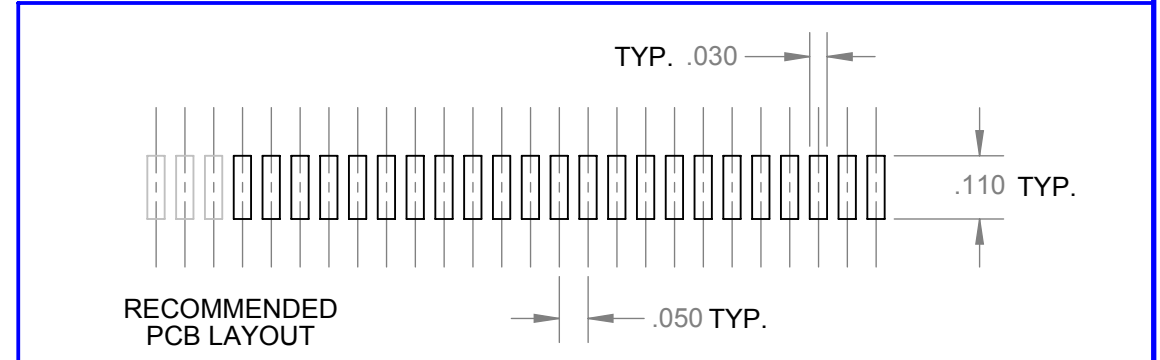
B

3. PERFORMANCE SPECIFICATIONS:
 CURRENT RATING: 3 AMPS MAX.
 DWV: 600 VAC
 TEMPERATURE RATING: 125° C
 CONTACT RESISTANCE: 8 MILLIOHMS MAX. AT 2.5 AMPS

2. MATERIALS:
 STRIP INSULATOR: PPS PER MIL-M-24519 GST-40F, COLOR: BLACK
 SOCKET CONTACTS: C21000 BRASS ALLOY PER ASTM B36, GOLD PLATED PER ASTM B488
 24 AWG LEADS: TIN PLATED COPPER ALLOY PER A-A-59551, TYPE S

1. MARKING: "UMI", DATE CODE, UMI PART NUMBER, (AS SPACE PERMITS).

NOTES: UNLESS OTHERWISE SPECIFIED.



A

QUALITY SYMBOLS MAJOR = CRITICAL = NO SYMBOL = MINOR DIMENSION	UNLESS OTHERWISE SPECIFIED: ALL DIMENSIONS ARE IN INCHES	SCALE: 4:1	DWG SIZE: B	THIRD ANGLE PROJECTION	REVISE ON CAD ONLY
	GENERAL TOLERANCES: 3 PLACES ±.005 2 PLACES ±.01 ANGULAR ±2°	DRAWN BY & DATE: DU 2/1/13		TITLE: MICRO STRIP CONNECTOR, SR26S01-L05	
	ULTI-MATE CAGE CODE: 58967	CHECKED BY & DATE: DW 6/12/13		MATERIAL:	
		APPROVED BY & DATE: DW 6/12/13			
		CAD FILE NAME: SD-837262021.SLDDRW	PART NO.: 837262021	DRAWING NO.: SD-837262021	SHEET NO.: 1 of 1

THIS DRAWING CONTAINS INFORMATION THAT IS PROPRIETARY TO ULTI-MATE INCORPORATED AND SHOULD NOT BE USED WITHOUT WRITTEN PERMISSION.