

10

9

8

7

6

5

4

3

2

SD-837162520

PART REV	DWG ISSUE	DATE	ECN NO.	APPVD BY	REL BY
-	-	2/26/20	UMI7406	DW	DW

F



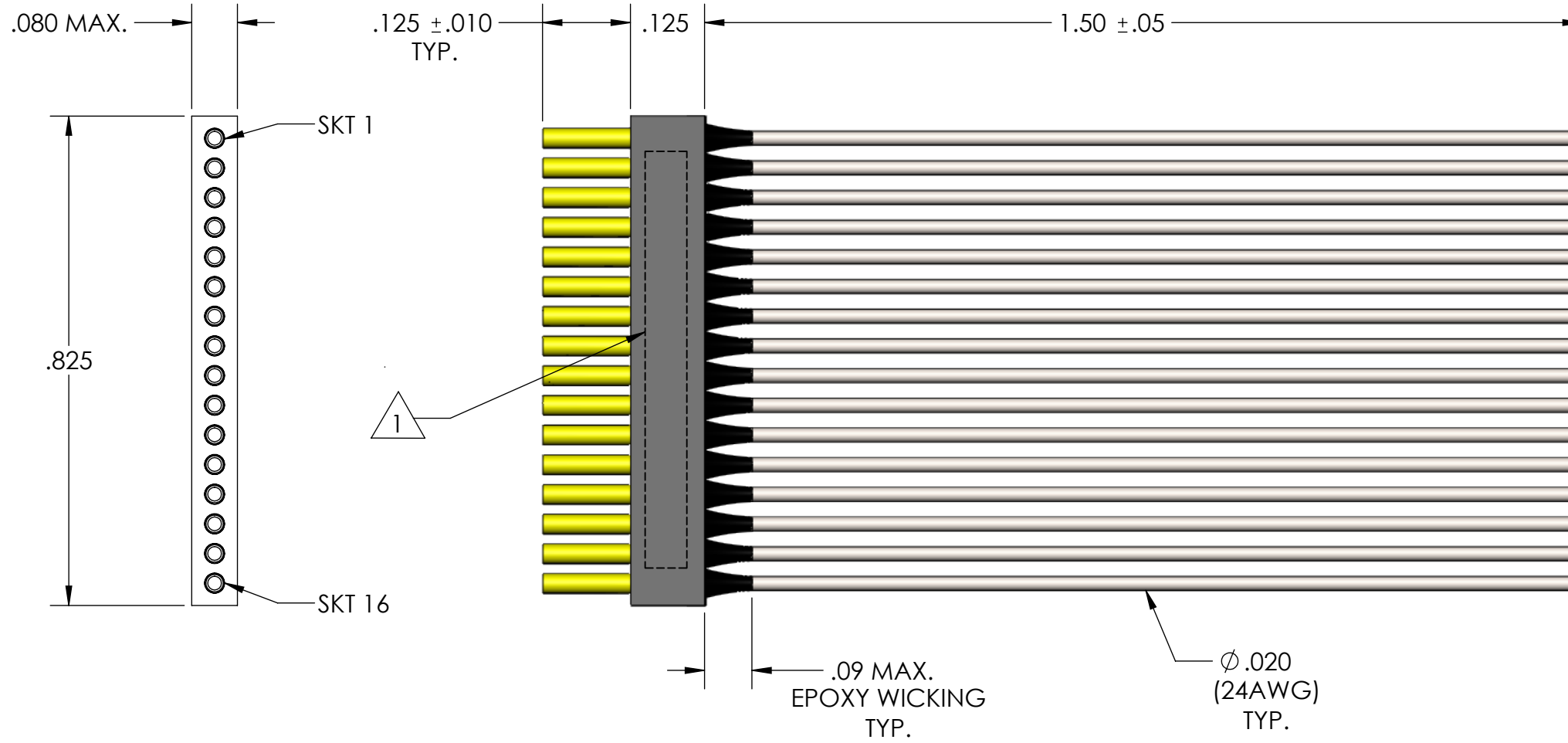
E

D

C

B

A



THIS DRAWING AND PART NUMBER REPLACES SD-837162480

4. CONTACT HEIGHTS ARE TO BE PER QA-STD-101.

3. PERFORMANCE SPECIFICATIONS:
 CURRENT RATING: 3 AMPS MAX.
 DWV: 600 VAC
 TEMPERATURE RATING: 125° C

2 MATERIALS:
 STRIP INSULATOR: PPS PER MIL-M-24519 GST-40F, COLOR: BLACK
 SOCKET CONTACTS: C21000 COPPER ALLOY PER ASTM B36, GOLD PLATED PER ASTM-B488
 24 AWG LEADS: TIN PLATED COPPER ALLOY PER A-A-59551, TYPE S

1 MARKING: "UMI", DATE CODE, UMI PART NUMBER, UMI WORK ORDER NUMBER

NOTES: UNLESS OTHERWISE SPECIFIED.

QUALITY SYMBOLS CRITICAL MAJOR NO SYMBOLS = MINOR DIMENSIONS	UNLESS OTHERWISE SPECIFIED: ALL DIMENSIONS ARE IN INCHES	SCALE 4 : 1	DWG SIZE B	THIRD ANGLE PROJECTION	REVISE ON CAD ONLY		
	GENERAL TOLERANCES: 3 PLACES ±.005 2 PLACES ±.01 ANGULAR ±2°	DRAWN BY & DATE DU 2/26/20	TITLE: MICRO STRIP CONNECTOR, SR16S0-24C3-1.50		MATERIAL: 	ENG PROJECT #: NONE	
	ULTI-MATE CAGE CODE 58967	CHECKED BY & DATE DW 2/26/20	APPROVED BY & DATE DW 2/26/20	PART NO. 837162520	DRAWING NO. SD-837162520	SHEET NO. 1 of 1	
	CAD FILE NAME SD-837162520.SLDDRW		THIS DRAWING CONTAINS INFORMATION THAT IS PROPRIETARY TO ULTI-MATE INCORPORATED AND SHOULD NOT BE USED WITHOUT WRITTEN PERMISSION.		PART REV. -		