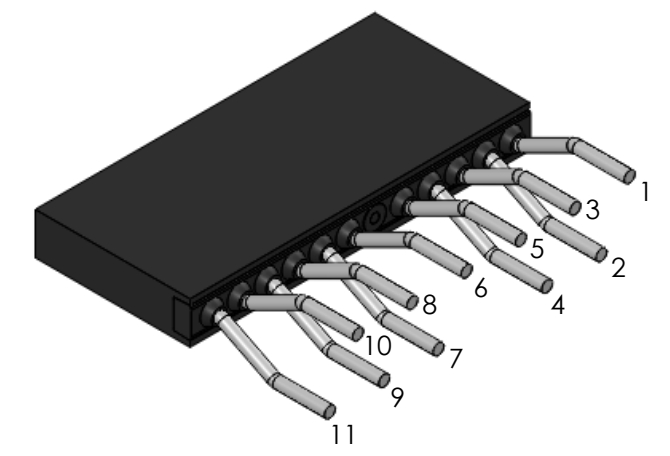
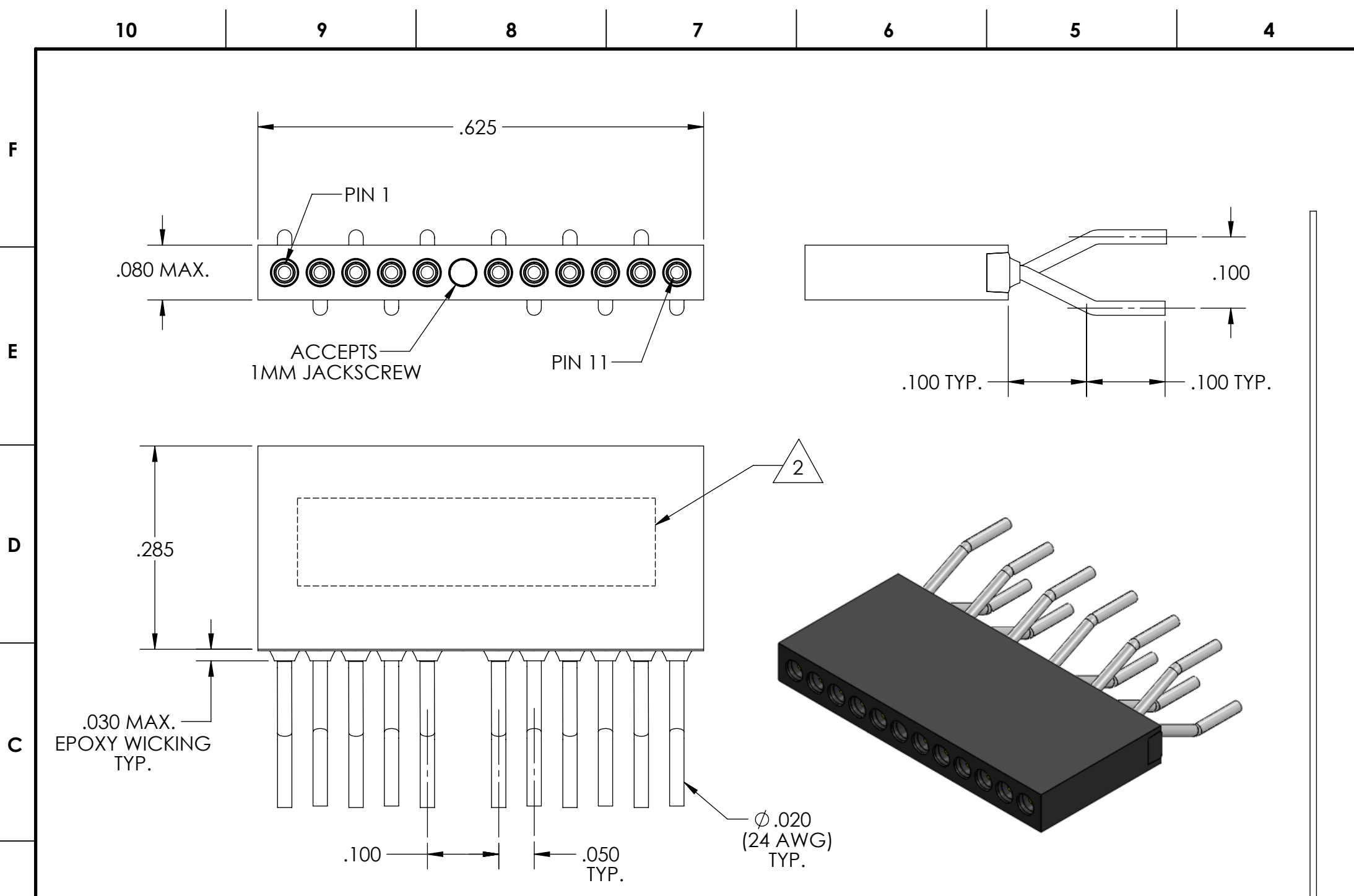
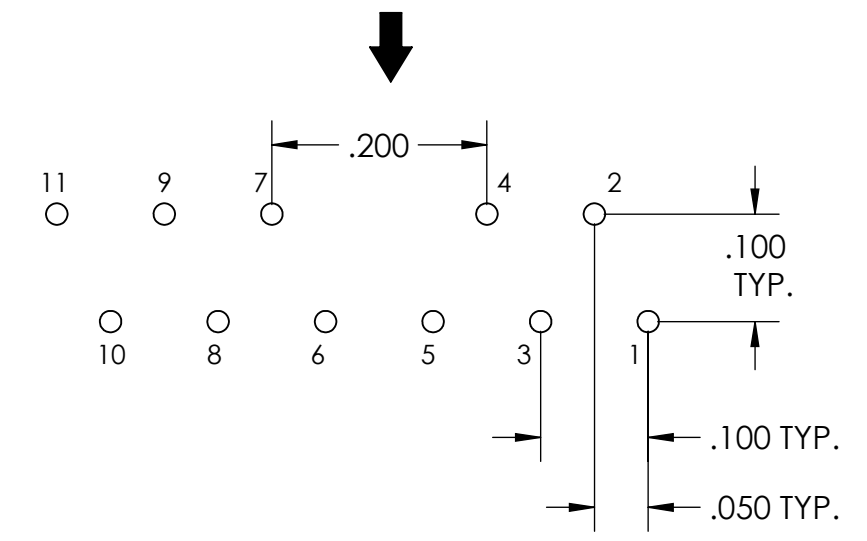


PART REV	DWG ISSUE	DATE	ECN NO.	APPVD BY	REL BY
-	-	9/26/13	UMI5113	DW	DW



PCB VIEW



4. PERFORMANCE SPECIFICATIONS:
 CURRENT RATING: 3 AMPS MAX.
 DWV: 600 VAC
 TEMPERATURE RATING: 125° C
 CONTACT RESISTANCE: 8 MILLIOHMS MAX. AT 2.5 AMPS

3 MATERIALS:
 INSULATOR AND BACKSHELL: PPS PER MIL-M-24519 GST-40F, COLOR: BLACK
 PIN CONTACTS: C17200 BERYLLIUM COPPER PER ASTM B194, GOLD PLATED PER ASTM B488
 24 AWG LEADS: TIN PLATED COPPER ALLOY PER A-A-59551, TYPE S

2 MARKING: "UMI", DATE CODE, UMI PART NUMBER, (AS SPACE PERMITTS).

1. CONNECTOR ASSEMBLY IS IAW MIL-DTL-83513 UNLESS OTHERWISE SPECIFIED.

NOTES: UNLESS OTHERWISE SPECIFIED.

QUALITY SYMBOLS CRITICAL MAJOR NO SYMBOLS = MINOR DIMENSIONS	UNLESS OTHERWISE SPECIFIED: ALL DIMENSIONS ARE IN INCHES	SCALE 6:1	DWG SIZE B	THIRD ANGLE PROJECTION	REVISE ON CAD ONLY		
	GENERAL TOLERANCES: 3 PLACES ±.005 2 PLACES ±.01 ANGULAR ±2°	DRAWN BY & DATE DU 9/26/13	TITLE: MICRO STRIP CONNECTOR, 11 PIN, CENTER JACKSCREW HOLE, L04 LEADS, SR11P3-L04			MATERIAL: 3	ENG PROJECT #: E120
	ULTI-MATE CAGE CODE 58967	CHECKED BY & DATE DW 10/3/13	APPROVED BY & DATE DW 10/3/13	CAD FILE NAME SD-837111223.DGN	PART NO. 837111223	DRAWING NO. SD-837111223	SHEET NO. 1 of 1
	THIS DRAWING CONTAINS INFORMATION THAT IS PROPRIETARY TO ULTI-MATE INCORPORATED AND SHOULD NOT BE USED WITHOUT WRITTEN PERMISSION.					PART REV. -	

