

REVISIONS

PART REV.	DWG. ISSUE	DATE	ECN NO.	APPVD. BY	REL. BY
-	-	04/25/2018	UMI6747	DW	DW

F

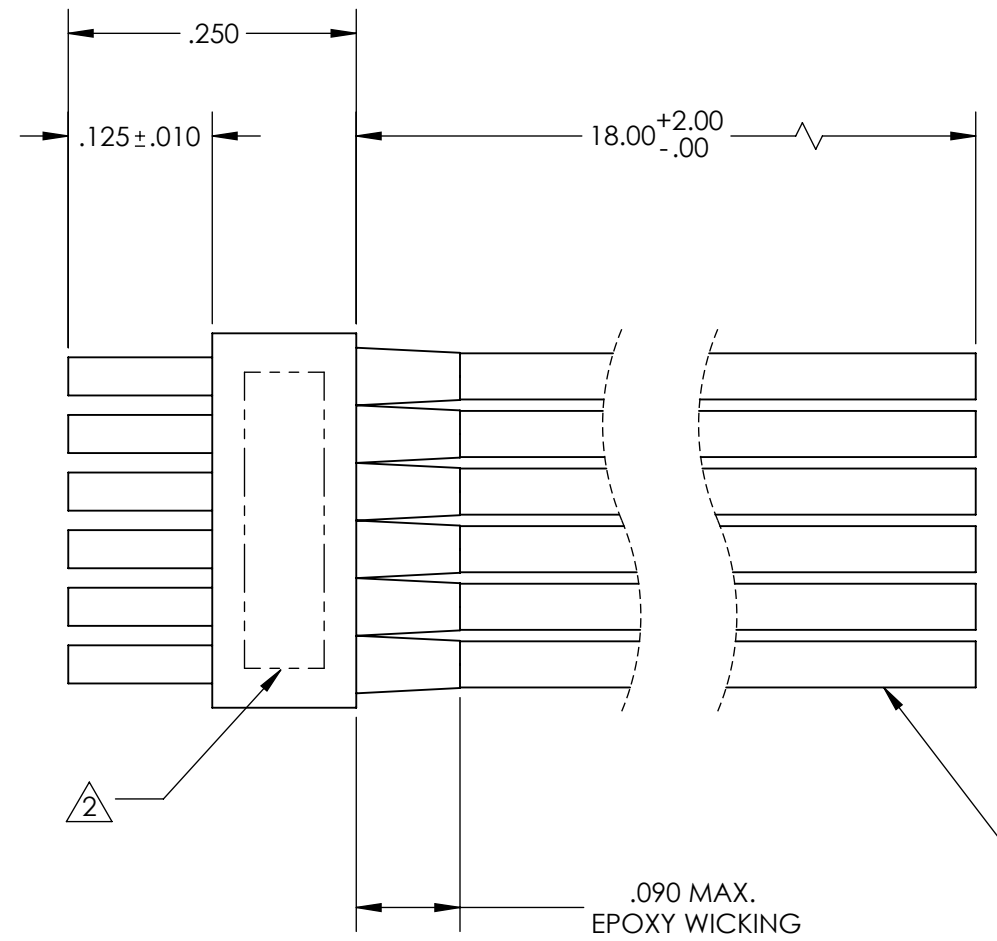
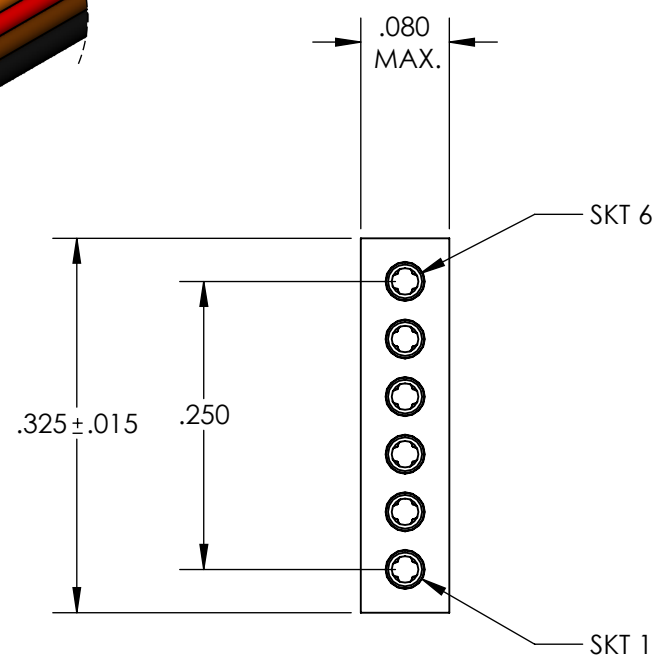
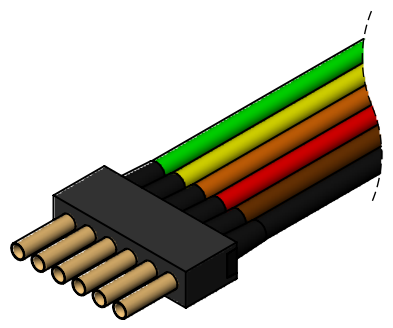
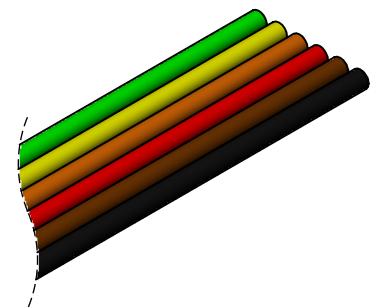
E

D

C

B

A



COLOR CODE

1	BLK
2	BRN
3	RED
4	ORG
5	YEL
6	GRN

26 AWG TYPE "E" WIRE PER NEMA HP-3-EXBDB 6 PLACES

4. PERFORMANCE SPECIFICATIONS:  
 CURRENT RATING: 3A MAX.  
 INSULATION RESISTANCE: 5000 MΩ MIN.  
 DWV: 600 VAC.  
 TEMPERATURE RATING: 125°C.

3 MATERIALS:  
 INSULATOR: PPS PER MIL-M-24519 GST-40F, COLOR: BLK.  
 SOCKET CONTACTS: C21000 COPPER ALLOY PER ASTM B36,  
 GOLD PLATED PER ASTM B488.

2 MARKINGS: MARK PART WITH UMI W/O NO.,  
 BAG AND TAG WITH "UMI", UMI PART NO., AND DATE CODE.

1. CONNECTOR ASSEMBLY IS IAW MIL-DTL-83513 WHERE APPLICABLE  
 NOTES: UNLESS OTHERWISE SPECIFIED

QUALITY SYMBOLS CRITICAL  MAJOR  NO SYMBOL = MINOR DIMENSION	<b>UNLESS SPECIFIED:</b> ALL DIMENSIONS IN INCHES GENERAL TOLERANCES: 3 PLACE ±.005 2 PLACE ±.01 ANGULAR ±2° ALL EXTERNAL SPECIFICATIONS REFERENCED ON THIS DRAWING SHALL BE THE LATEST REVISION IN EFFECT Ulti-Mate CAGE CODE <b>58967</b>	SCALE <b>6:1</b> DWG SIZE <b>B</b>	 THIRD ANGLE PROJECTION <b>REVISE ON CAD ONLY</b>
	DRAWN BY & DATE DR 04/25/2018 CHECKED BY & DATE DW 04/25/2018 APPROVED BY & DATE DW 04/25/2018	TITLE <b>MICRO-D STRIP CONNECTOR, RECEPTACLE, SIZE 6 SR06S0-26E5-18.0</b>	
	CAD FILENAME SD-837062040.SLDDRW	MATERIAL  ENG PROJECT # 	
	PART NO. 837062040	DRAWING NO. SD-837062040 SHEET NO. <b>1 OF 1</b>	
	THIS DRAWING CONTAINS INFORMATION THAT IS PROPRIETARY TO ULTI-MATE INCORPORATED AND SHOULD NOT BE USED WITHOUT WRITTEN PERMISSION.		