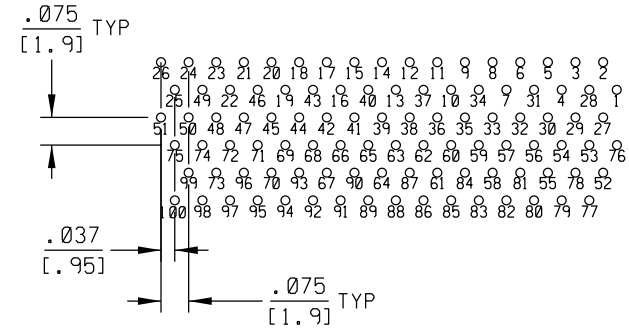
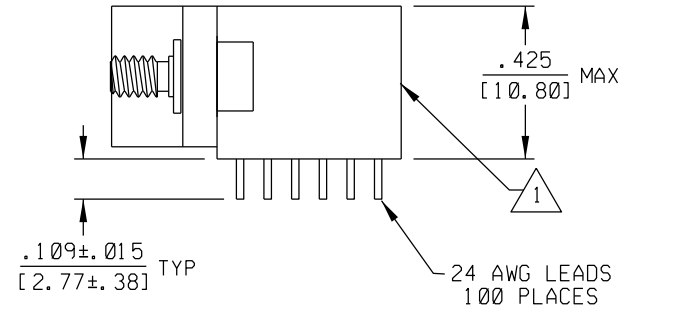
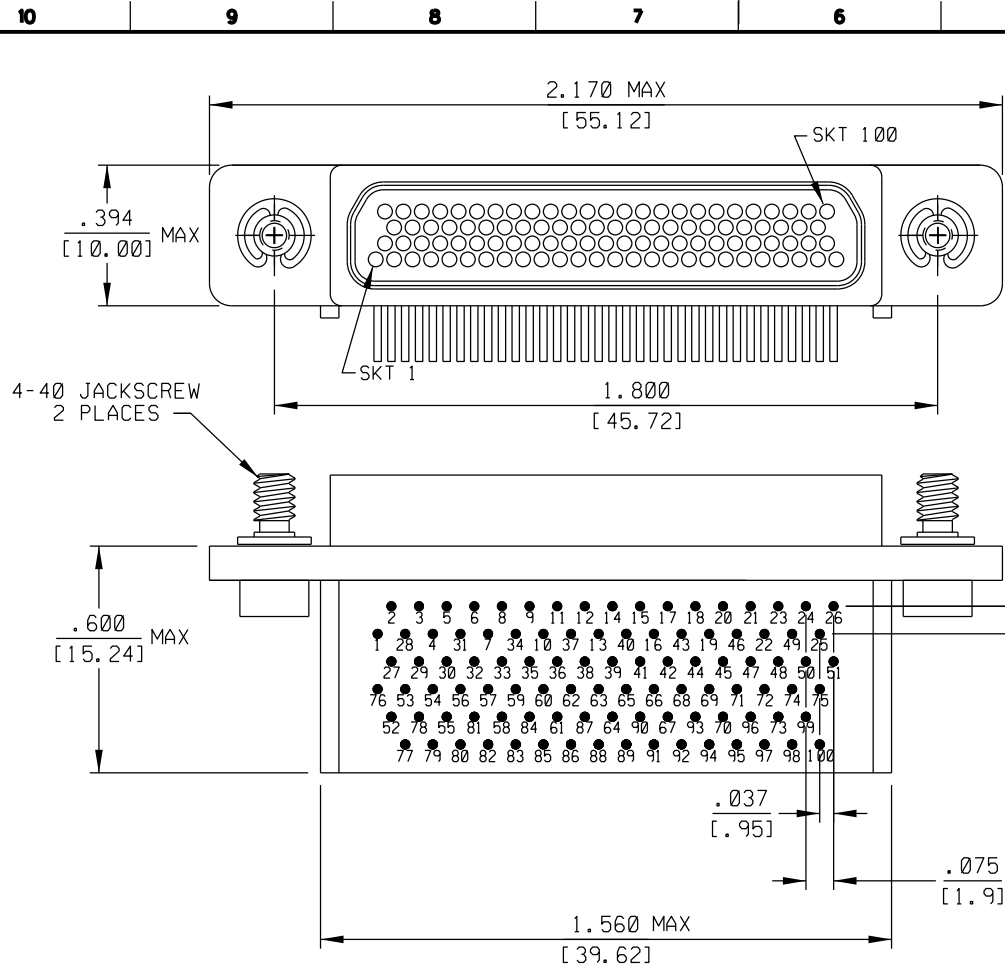


SD-836281 01 2

PART REV	DWG ISSUE	DATE	ECN NO.	APPVD BY	REL BY
-	-	10-12-17	UMI 6530	DW	DW



RECOMMENDED PCB LAYOUT

- 2 MATERIALS:
SHELL: 6061-T6 ALUMINUM PER SAE-AMS-QQ-A200/8,
NICKEL PLATED PER AMS 2404
INSULATOR AND BACKSHELL: PPS PER MIL-M-24519 GST-40F, COLOR: BLACK
SOCKET CONTACTS: C21000 BRASS ALLOY PER ASTM B36,
GOLD PLATED PER ASTM B488
 - 24 AWG LEADS: TIN PLATED COPPER PER A-A-59551 TYPE S
HARDWARE: PASSIVATED STAINLESS STEEL IAW MIL-DTL-83513/5
INTERFACIAL SEAL: FLUROSILICONE PER MIL-R-25988
 - 1 MARKING: UMI, DATE CODE, UMI P/N, AND WORK ORDER NUMBER.
- NOTES: UNLESS OTHERWISE SPECIFIED.

QUALITY SYMBOLS CRITICAL SPECIAL KEY S K	UNLESS SPECIFIED: ALL DIMENSIONS IN INCHES GENERAL TOLERANCES: 3 PLACE ±.005 2 PLACE ±.01 ANGULAR ±2°	SCALE 3:1 DWG SIZE B	THIRD ANGLE PROJECTION REVISE ON CAD ONLY	
	ALL EXTERNAL SPECIFICATIONS REFERENCED ON THIS DRAWING SHALL BE TO THE LATEST REVISION IN EFFECT Ulti-Mate CAGE CODE 58967	DRAWN BY & DATE DW 10-12-17 CHECKED BY & DATE SEE ECN APPROVED BY & DATE SEE ECN	TITLE: CIRCUIT CONNECTOR, RECEPTACLE, SIZE 100, STYLE 18 (.075 X .075), CMI 8R100S12-S01	MATERIAL: 2 Ulti-Mate Connector Inc.
	CAD FILENAME SD-836281 01 2, DGN	PART NO. 836281 01 2	DRAWING NO. SD-836281 01 2	SHEET NO. 1 OF 1 PART REV -
	THIS DRAWING CONTAINS INFORMATION THAT IS PROPRIETARY TO ULTI-MATE INCORPORATED AND SHOULD NOT BE USED WITHOUT WRITTEN PERMISSION.			