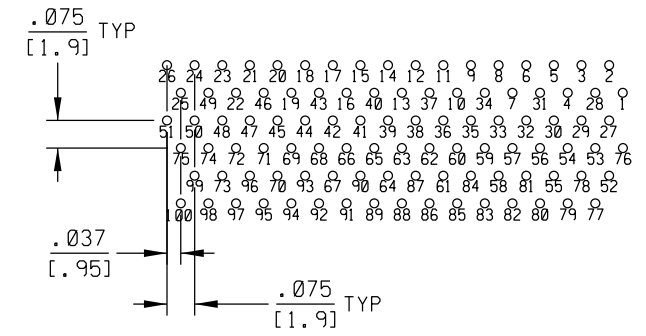
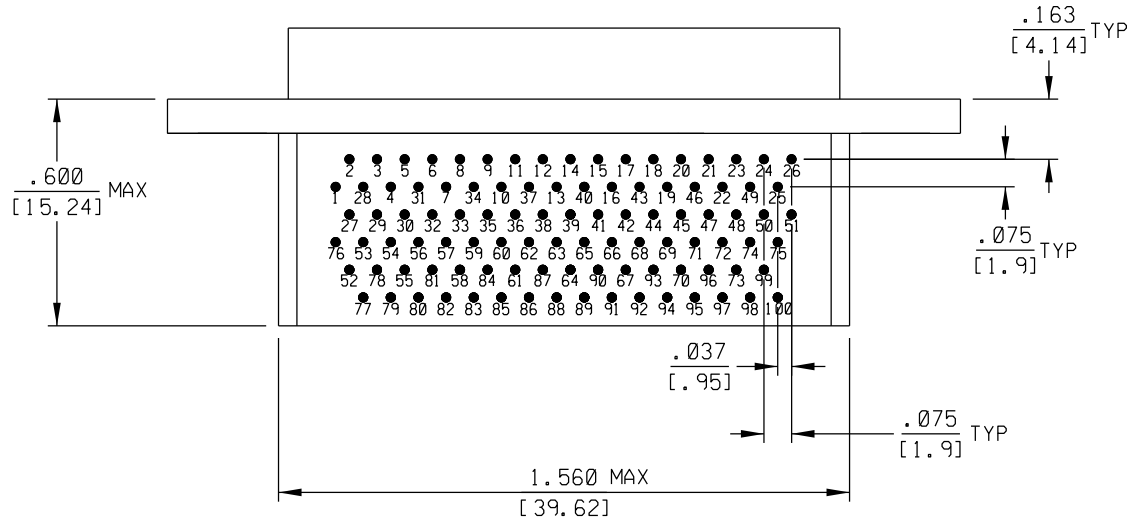
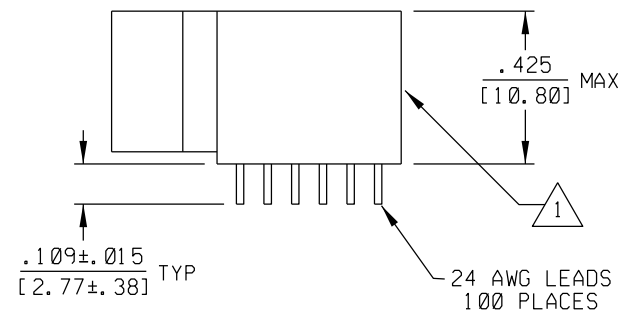
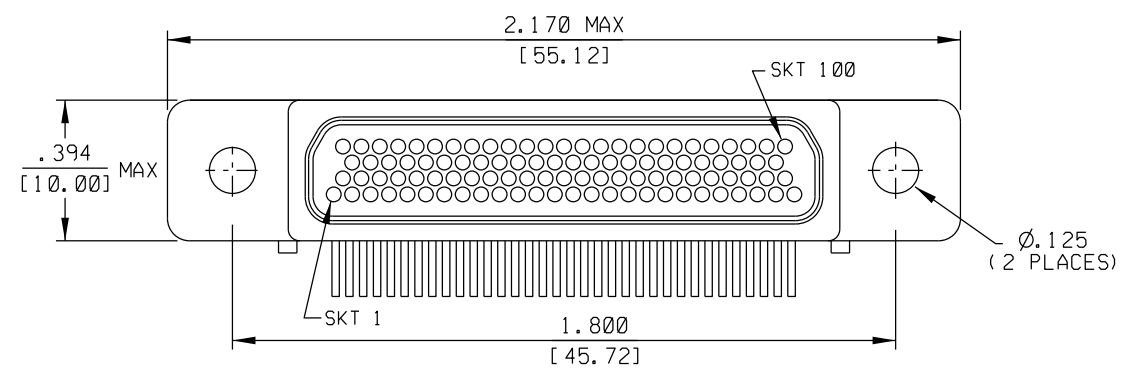


SD-836281 01 0

PART REV	DWG ISSUE	DATE	ECN NO.	APPVD BY	REL BY
-	-	10-12-17	UMI 6530	DW	DW



RECOMMENDED PCB LAYOUT

2 MATERIALS:
 SHELL: 6061-T6 ALUMINUM PER SAE-AMS-QQ-A200/8,
 NICKEL PLATED PER AMS 2404
 INSULATOR AND BACKSHELL: PPS PER MIL-M-24519 GST-40F, COLOR: BLACK
 SOCKET CONTACTS: C21000 BRASS ALLOY PER ASTM B36,
 GOLD PLATED PER ASTM B488
 24 AWG LEADS: TIN PLATED COPPER PER A-A-59551 TYPE S
 INTERFACIAL SEAL: FLUOROSILICONE PER MIL-R-25988

1 MARKING: UMI, DATE CODE, UMI P/N, AND WORK ORDER NUMBER.
 NOTES: UNLESS OTHERWISE SPECIFIED.

QUALITY SYMBOLS CRITICAL SPECIAL KEY K	UNLESS SPECIFIED: ALL DIMENSIONS IN INCHES GENERAL TOLERANCES: 3 PLACE ±.005 2 PLACE ±.01 ANGULAR ±2°	SCALE 3:1	DWG SIZE B	THIRD ANGLE PROJECTION	REVISE ON CAD ONLY	
	ALL EXTERNAL SPECIFICATIONS REFERENCED ON THIS DRAWING SHALL BE TO THE LATEST REVISION IN EFFECT Ulti-Mate CAGE CODE 58967	DRAWN BY & DATE DW 10-12-17 CHECKED BY & DATE SEE ECN APPROVED BY & DATE SEE ECN	TITLE: CIRCUIT CONNECTOR, RECEPTACLE, SIZE 100, STYLE 18 (.075 X .075), CMI 8R1 00S0-S01		MATERIAL: 2	Ulti-Mate Connector Inc.
	CAD FILENAME SD-836281 01 0.DGN	PART NO. 836281 01 0	DRAWING NO. SD-836281 01 0	SHEET NO. 1 OF 1	PART REV	THIS DRAWING CONTAINS INFORMATION THAT IS PROPRIETARY TO ULTI-MATE INCORPORATED AND SHOULD NOT BE USED WITHOUT WRITTEN PERMISSION.
	THIS DRAWING CONTAINS INFORMATION THAT IS PROPRIETARY TO ULTI-MATE INCORPORATED AND SHOULD NOT BE USED WITHOUT WRITTEN PERMISSION.					