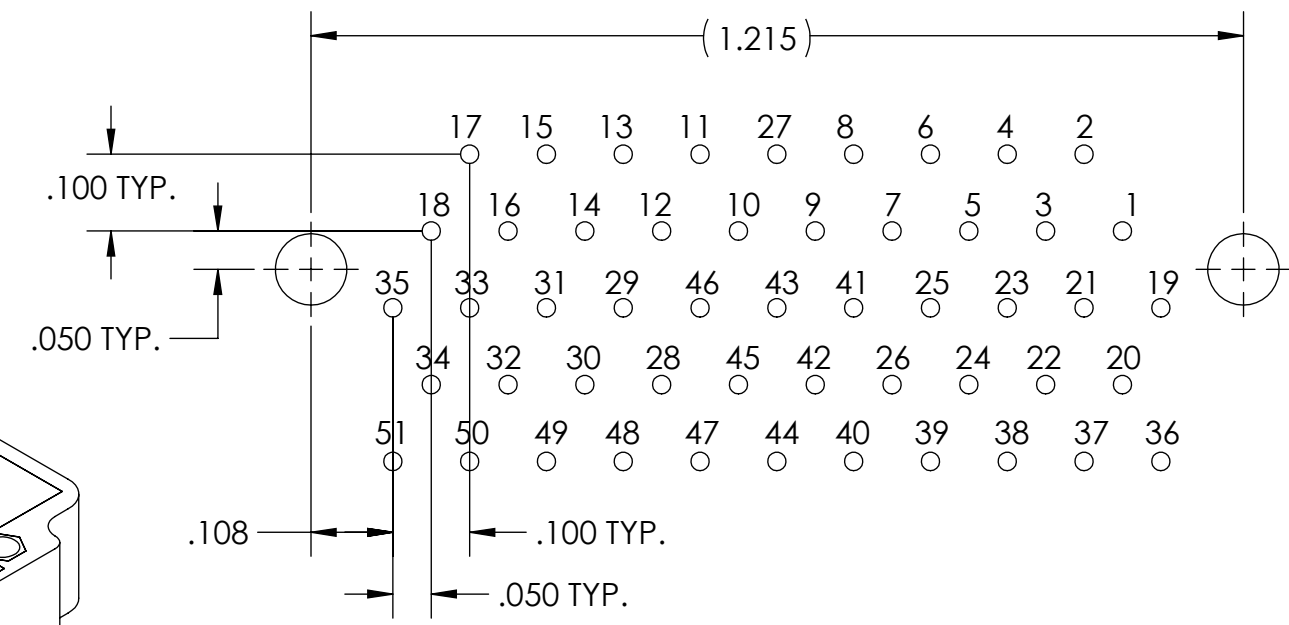
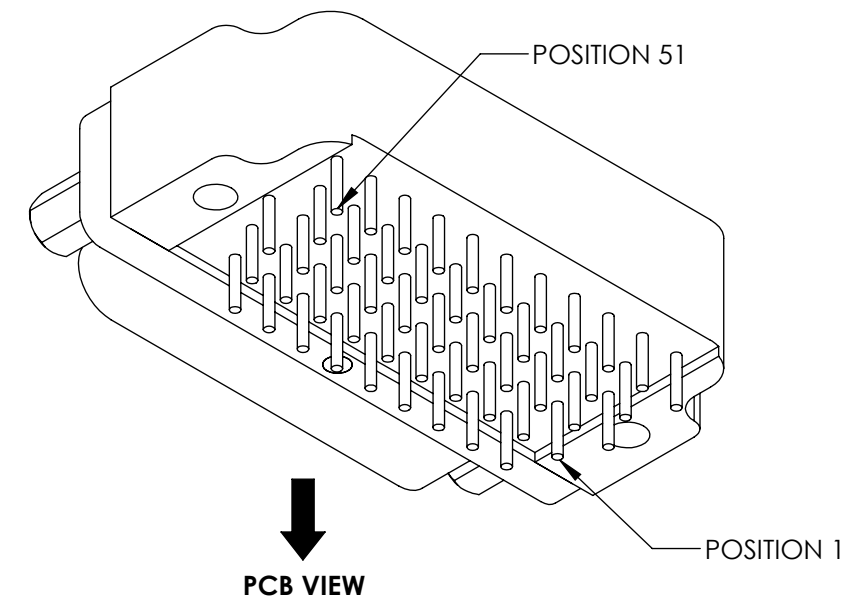
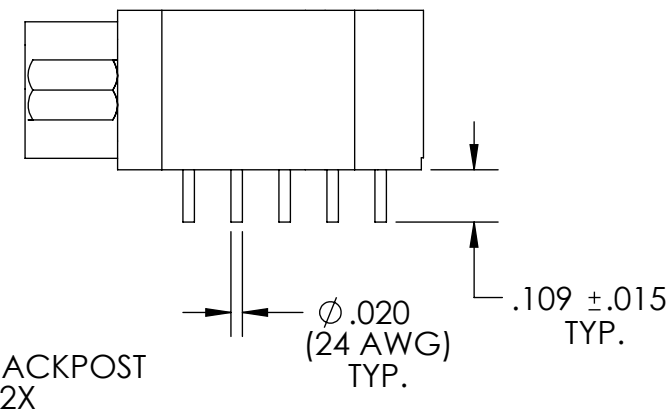
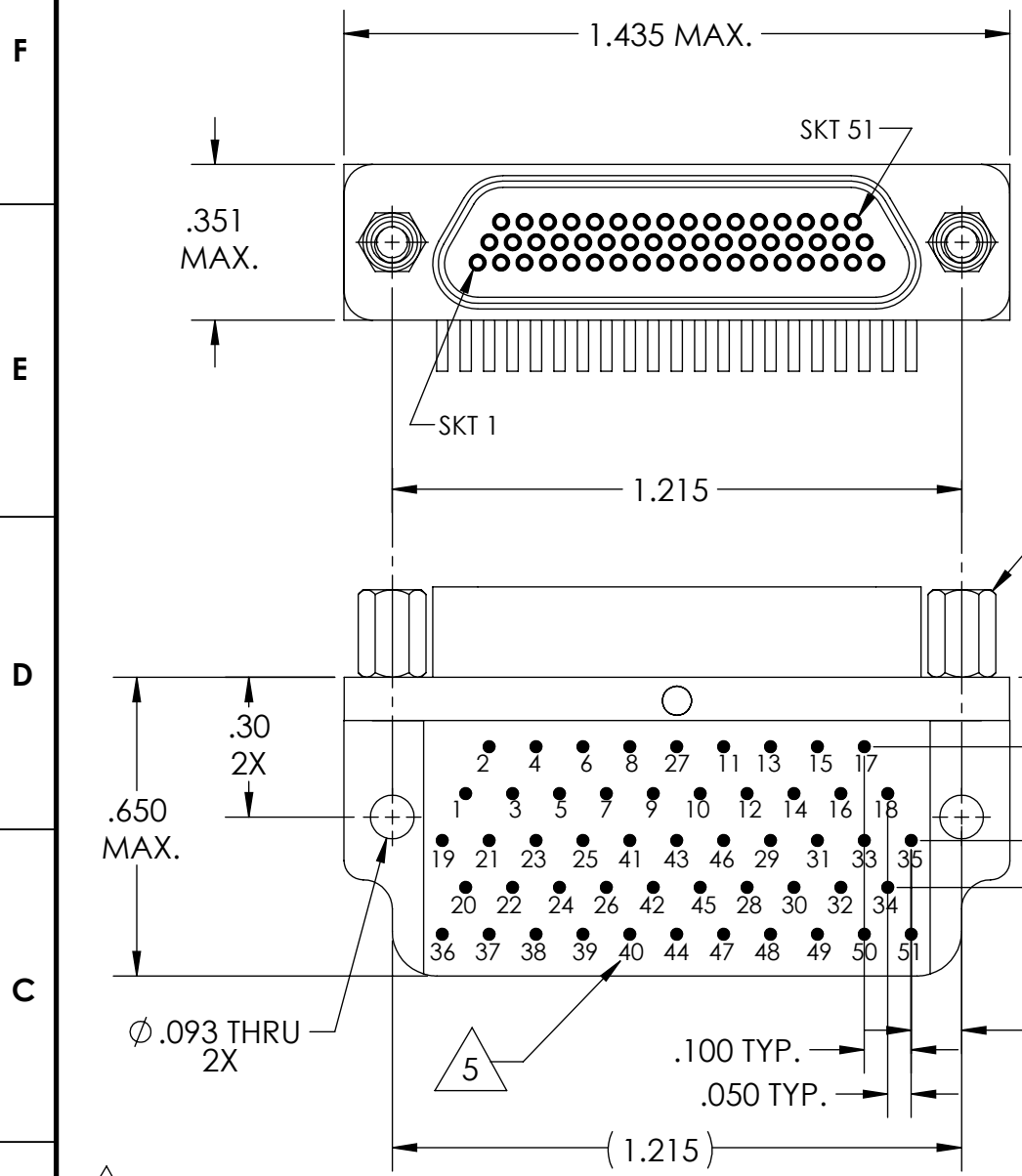


PART REV	DWG ISSUE	DATE	ECN NO.	APPVD BY	REL BY
-	-	9/11/15	UMI5738	DW	DW



RECOMMENDED PCB LAYOUT

5 NUMBERS, (LEAD LOCATIONS), ARE SHOWN FOR REFERENCE ONLY AND DO NOT APPEAR ON ACTUAL PART.

4. PERFORMANCE SPECIFICATIONS:
 CURRENT RATING: 3 AMPS MAX.
 DWV: 600 VAC
 TEMPERATURE RATING: 125° C
 INSULATION RESISTANCE: 5000 MEGOHMS MIN.

3 MATERIALS:
 SHELL: 6061-T6 ALUMINUM PER AMS-QQ-A200/8, NICKEL PLATED PER AMS-2404
 INSULATOR AND BACKSHELL: PPS PER MIL-M-24519 GST-40F, COLOR: BLACK
 SOCKET CONTACTS: C21000 COPPER ALLOY PER ASTM B36, GOLD PLATED PER ASTM B488
 24 AWG LEADS: TIN PLATED COPPER ALLOY PER A-A-59551, TYPE S
 HARDWARE: PASSIVATED STAINLESS STEEL IAW MIL-DTL-83513/5
 INTERFACIAL SEAL: FLUORSILICONE PER MIL-R-25988

2 MARKING: "UMI", DATE CODE, UMI PART NUMBER

1. CONNECTOR ASSEMBLY IS IAW MIL-DTL-83513 UNLESS OTHERWISE SPECIFIED.

NOTES: UNLESS OTHERWISE SPECIFIED.

QUALITY SYMBOLS CRITICAL MAJOR NO SYMBOLS = MINOR DIMENSIONS	UNLESS OTHERWISE SPECIFIED: ALL DIMENSIONS ARE IN INCHES	SCALE NONE	DWG SIZE B	THIRD ANGLE PROJECTION	REVISE ON CAD ONLY	
	GENERAL TOLERANCES: 3 PLACES ±.005 2 PLACES ±.01 ANGULAR ±2°	DRAWN BY & DATE DU 9/11/15		TITLE: MICRO-D CIRCUIT CONNECTOR, CM1R51-3S07-S01, .109 LEADS, NICKEL PLATED		
	ULTI-MATE CAGE CODE 58967	CHECKED BY & DATE DW 9/11/15		MATERIAL: 3	ENG PROJECT #: NONE	
		APPROVED BY & DATE DW 9/11/15		PART NO. 836271117	DRAWING NO. SD-836271117	SHEET NO. 1 of 1
		CAD FILE NAME SD-836271117.slddrw		THIS DRAWING CONTAINS INFORMATION THAT IS PROPRIETARY TO ULTI-MATE INCORPORATED AND SHOULD NOT BE USED WITHOUT WRITTEN PERMISSION.		