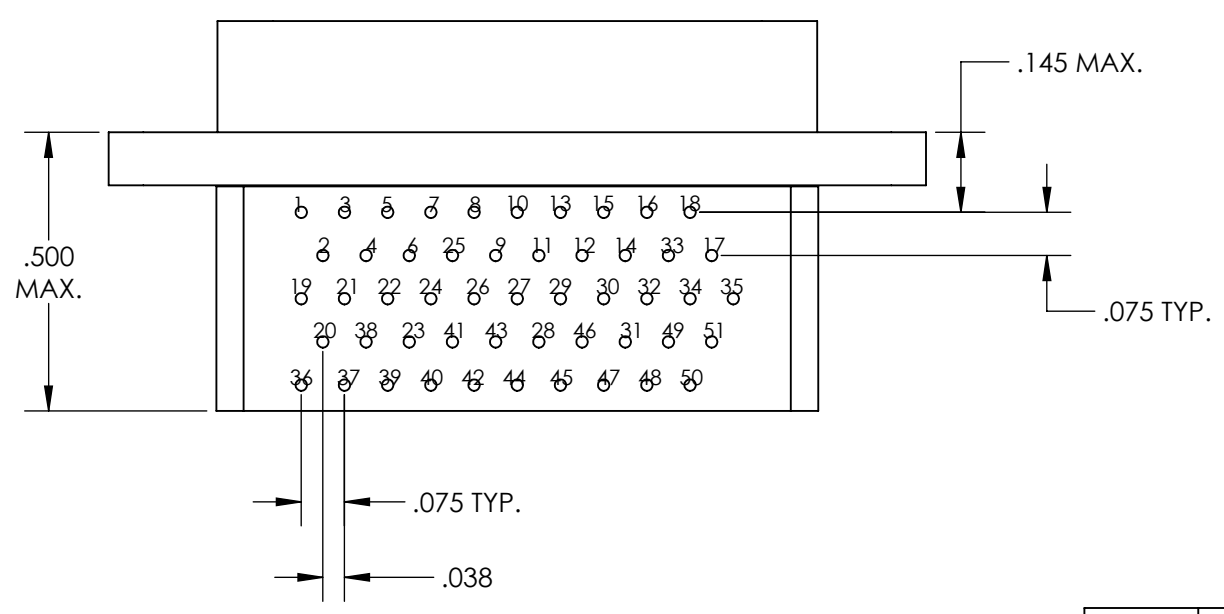
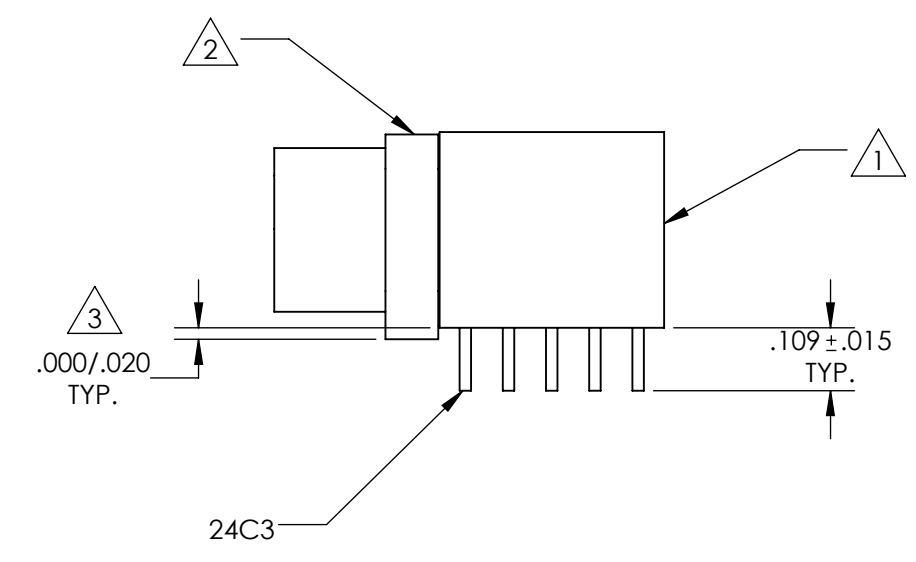
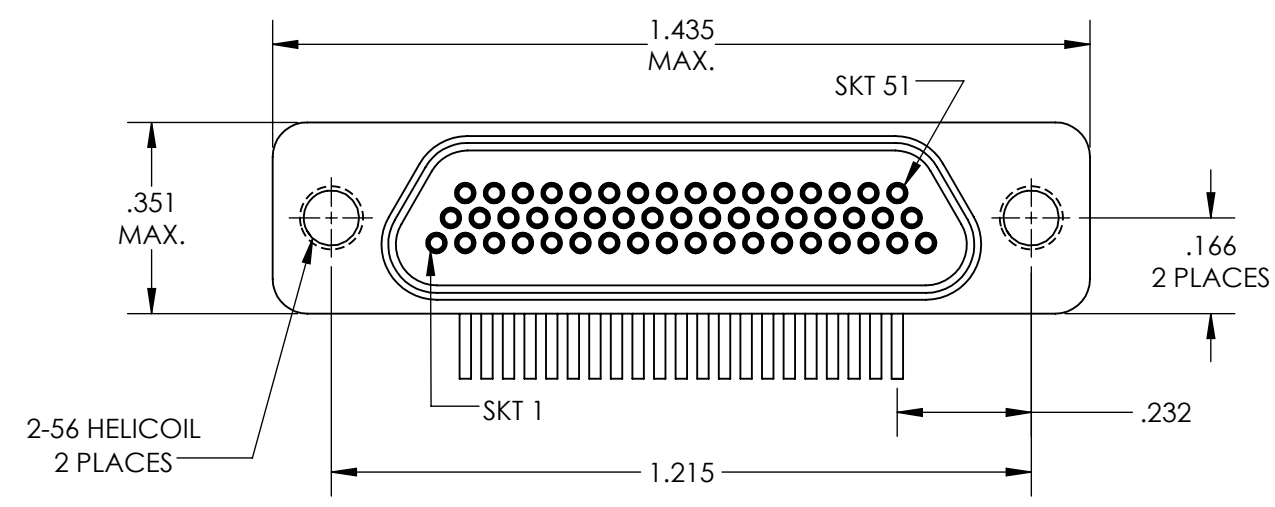


REVISIONS

PART REV.	DWG. ISSUE	DATE	ECN NO.	APPVD. BY	REL. BY
C	E	03/10/15	UMI5550	DW	DW
D	F	07/13/17	UMI6431	DW	DW



- △3 BACKSHELL MAY NOT EXTEND BELOW EDGE OF FLANGE.
- △2 METAL SHELL WITH ELECTROLESS NICKEL FINISH.
- △1 MARKING: "UMI", UMI DATE CODE, UMI PART NO., AND WORK ORDER NO..

NOTES: UNLESS OTHERWISE SPECIFIED

QUALITY SYMBOLS CRITICAL MAJOR NO SYMBOL = MINOR DIMENSION	UNLESS SPECIFIED: ALL DIMENSIONS IN INCHES GENERAL TOLERANCES: 3 PLACE ±.005 2 PLACE ±.01 ANGULAR ±2° ALL EXTERNAL SPECIFICATIONS REFERENCED ON THIS DRAWING SHALL BE THE LATEST REVISION IN EFFECT UMI-Mate CAGE CODE 58967	SCALE 3:1 DWG SIZE B	THIRD ANGLE PROJECTION REVISE ON CAD ONLY	TITLE CIRCUIT CONNECTOR, RECEPTACLE, SIZE 51-3, STYLE 18 BACKSHELL, C204F0102	MATERIAL -	ENG PROJECT # -	SHEET NO. 1 OF 1	
	DRAWN BY & DATE DW 03/17/05	CHECKED BY & DATE SEE ECN	APPROVED BY & DATE SEE ECN	PART NO. 836271019	DRAWING NO. SD-836271019	PART REV. D	THIS DRAWING CONTAINS INFORMATION THAT IS PROPRIETARY TO ULTI-MATE INCORPORATED AND SHOULD NOT BE USED WITHOUT WRITTEN PERMISSION.	
	CAD FILENAME SD-836271019.SDDDRW	UMI-Mate Connector Inc.		UMI-Mate Connector Inc.		UMI-Mate Connector Inc.		
	UMI-Mate Connector Inc.		UMI-Mate Connector Inc.		UMI-Mate Connector Inc.		UMI-Mate Connector Inc.	
	UMI-Mate Connector Inc.		UMI-Mate Connector Inc.		UMI-Mate Connector Inc.		UMI-Mate Connector Inc.	