


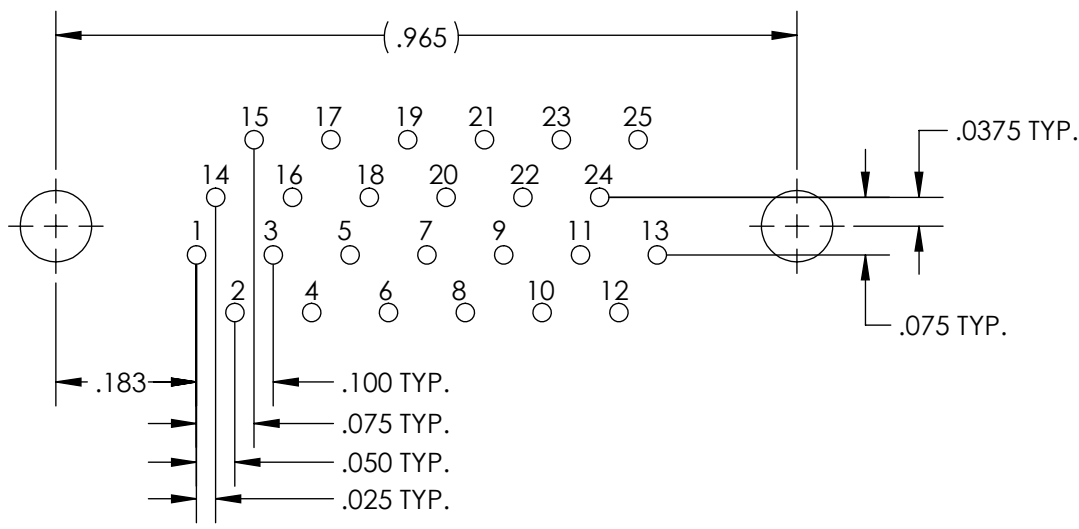
PART REV	DWG ISSUE	DATE	ECN NO.	APPVD BY	REL BY
-	-	7/19/16	UMI6036	DW	DW

F

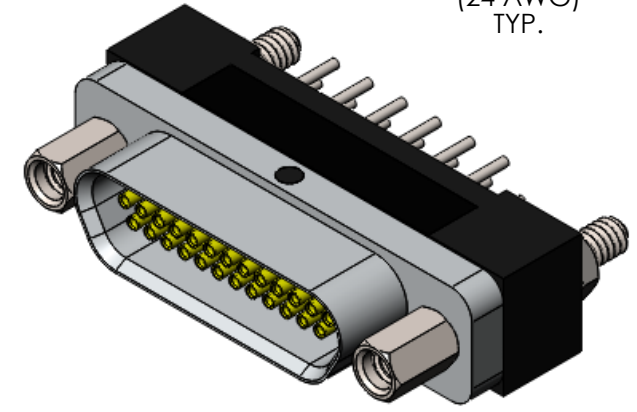
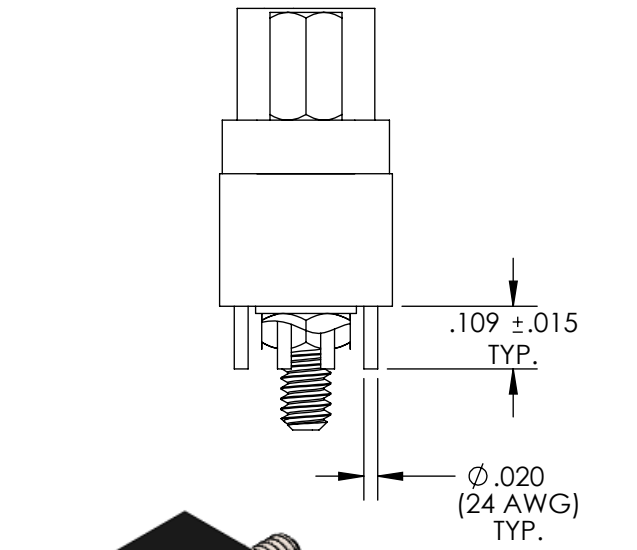
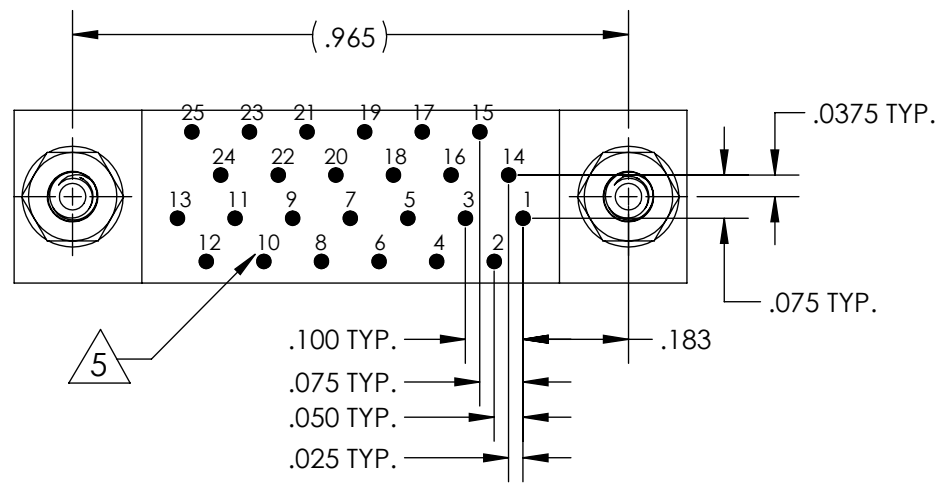
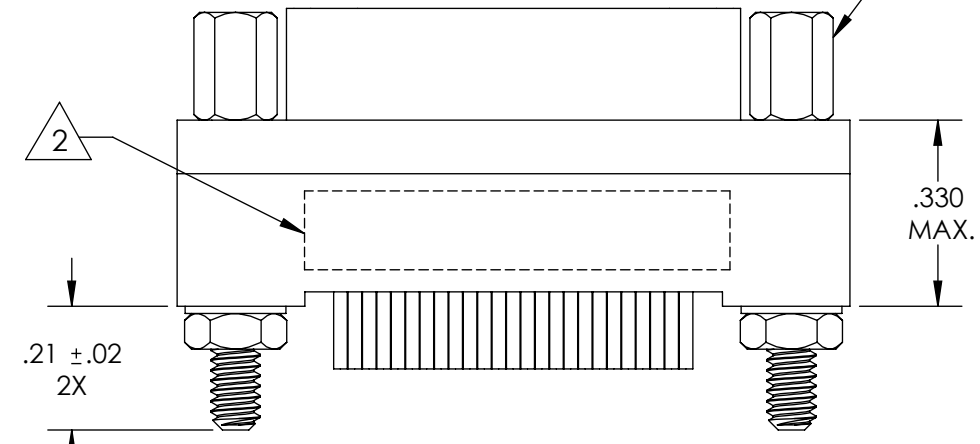
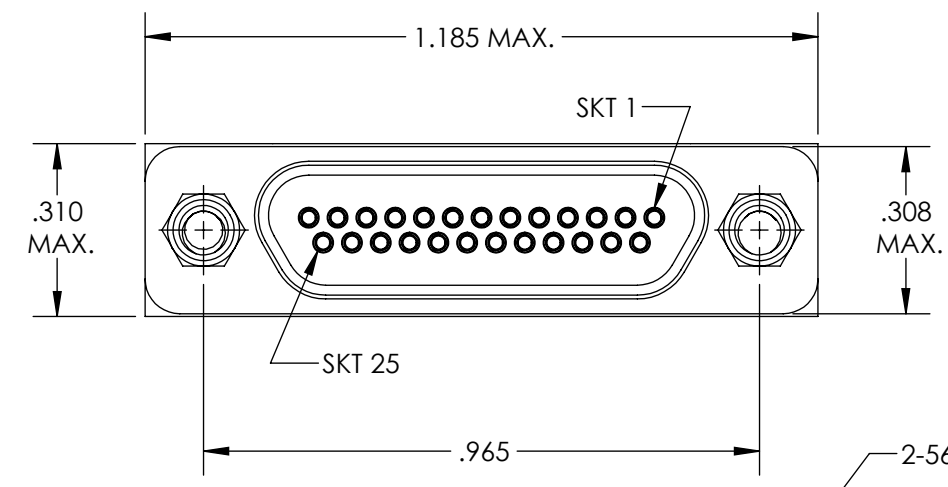


POSITION 1 POSITION 25

PCB VIEW



RECOMMENDED PCB LAYOUT



5 NUMBERS, (LEAD LOCATIONS), ARE SHOWN FOR REFERENCE ONLY AND DO NOT APPEAR ON ACTUAL PART.

4. PERFORMANCE SPECIFICATIONS:
 CURRENT RATING: 3 AMPS MAX.
 DWV: 600 VAC
 TEMPERATURE RATING: 125° C

3 MATERIALS:
 SHELL: 6061-T6 ALUMINUM PER AMS-QQ-A200/8, NICKEL PLATED PER AMS-2404
 INSULATOR AND BACKSHELL: PPS PER MIL-M-24519 GST-40F, COLOR: BLACK
 SOCKET CONTACTS: C21000 COPPER ALLOY PER ASTM B36, GOLD PLATED PER ASTM B488
 24 AWG LEADS: TIN PLATED COPPER ALLOY PER A-A-59551, TYPE S
 HARDWARE: PASSIVATED STAINLESS STEEL IAW MIL-DTL83513/5
 INTERFACIAL SEAL: FLUOROSILICONE PER MIL-R-25988

2 MARKING: "UMI", DATE CODE, UMI PART NUMBER, UMI WORK ORDER NUMBER

1. CONNECTOR ASSEMBLY IS IAW MIL-DTL-83513 UNLESS OTHERWISE SPECIFIED.

NOTES: UNLESS OTHERWISE SPECIFIED.

QUALITY SYMBOLS CRITICAL MAJOR NO SYMBOLS = MINOR DIMENSIONS	UNLESS OTHERWISE SPECIFIED: ALL DIMENSIONS ARE IN INCHES	SCALE 3 : 1	DWG SIZE B	THIRD ANGLE PROJECTION	REVISE ON CAD ONLY		
	GENERAL TOLERANCES: 3 PLACES ±.005 2 PLACES ±.01 ANGULAR ±2°	DRAWN BY & DATE DU 7/19/16	TITLE: MICRO-D CIRCUIT CONNECTOR, CM6R25S07-S01, JACKPOSTS, .109 LEADS, NICKEL PLATED SHELL			ENG PROJECT #: NONE	
	ULTI-MATE CAGE CODE 58967	CHECKED BY & DATE DW 7/19/16	MATERIAL: 3	PART NO. 836241617	DRAWING NO. SD-836241617		
		APPROVED BY & DATE DW 7/19/16	THIS DRAWING CONTAINS INFORMATION THAT IS PROPRIETARY TO ULTI-MATE INCORPORATED AND SHOULD NOT BE USED WITHOUT WRITTEN PERMISSION.			PART REV. -	
		CAD FILE NAME SD-836241617.slddrw					