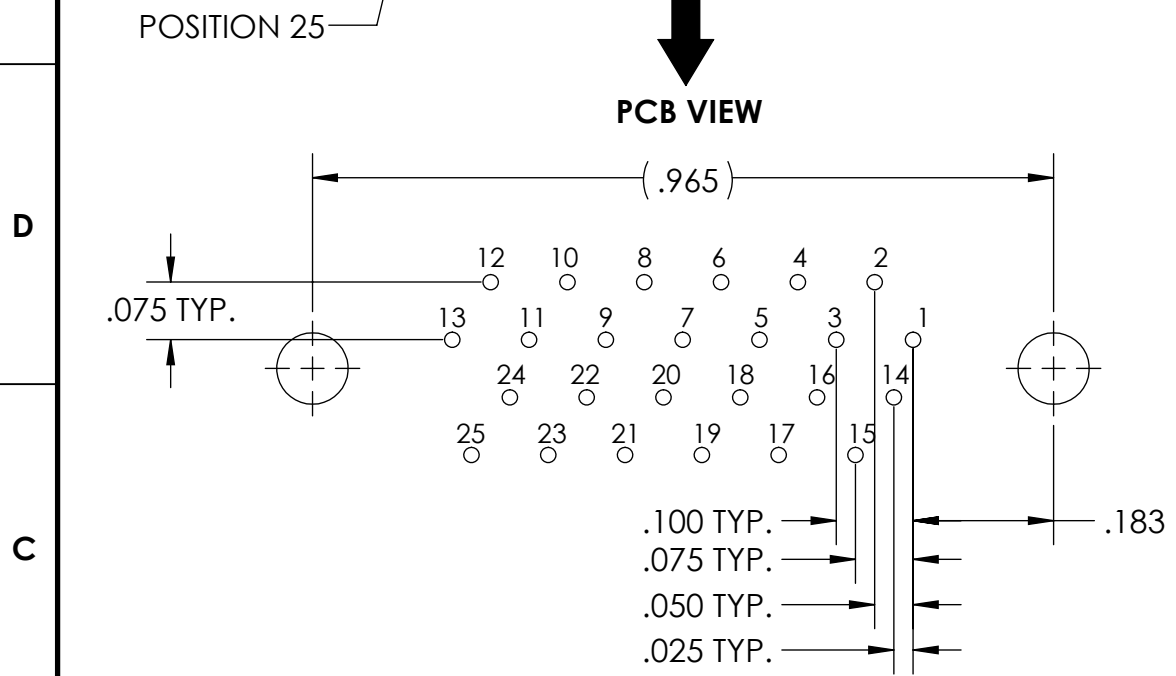
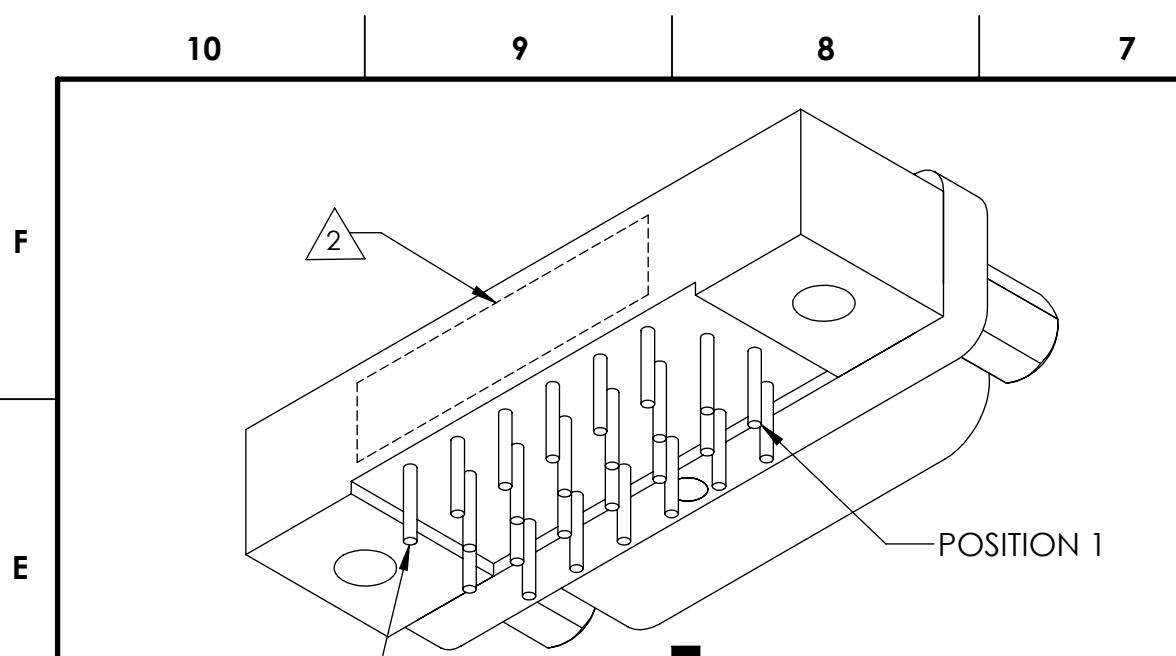
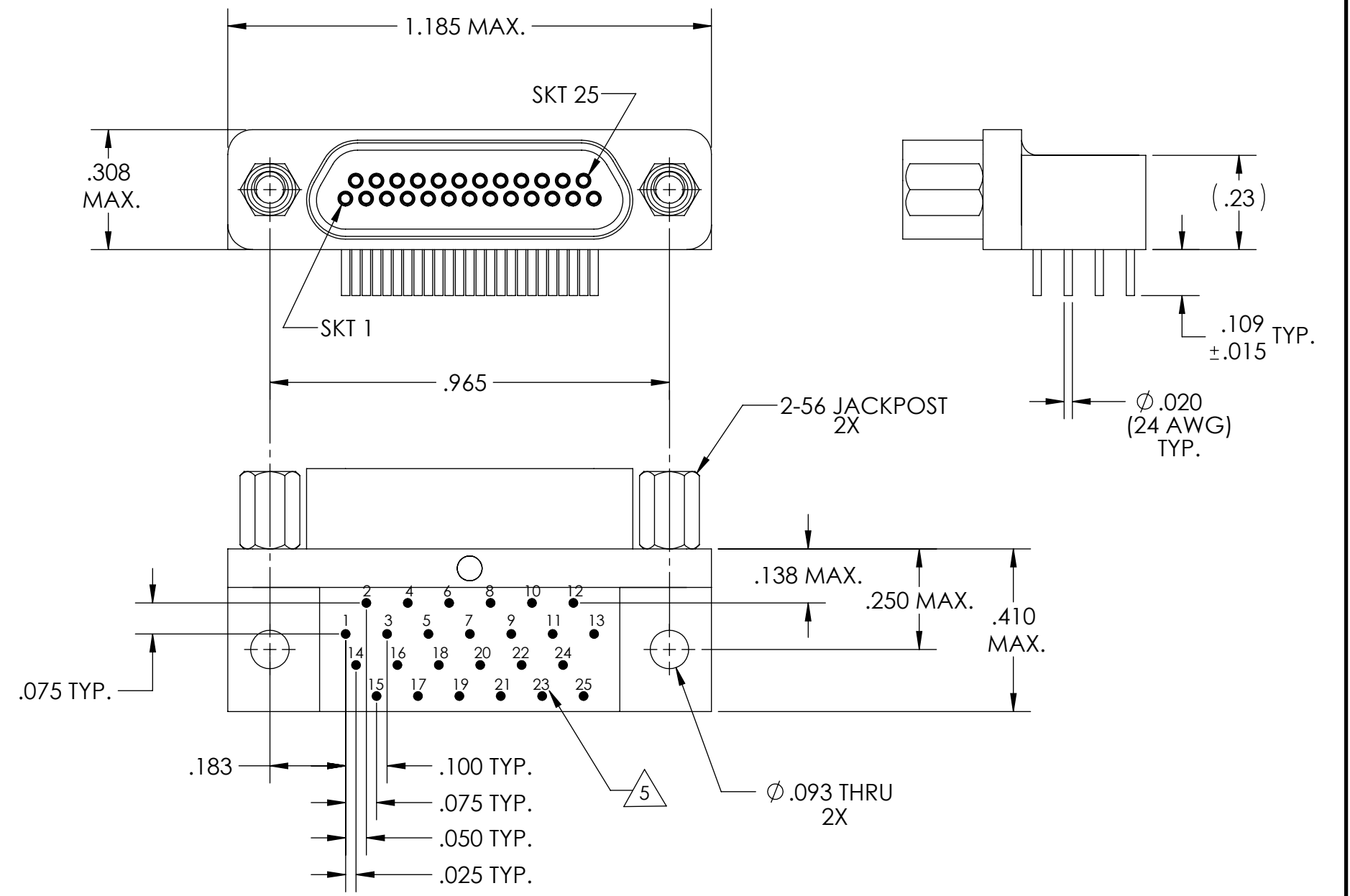


| PART REV | DWG ISSUE | DATE | ECN NO. | APPVD BY | REL BY |
|----------|-----------|---------|---------|----------|--------|
| - | - | 2/23/16 | UMI5890 | DW | DW |
| | | | | | |
| | | | | | |



RECOMMENDED PCB LAYOUT



5 NUMBERS ARE REFERENCE ONLY AND DO NOT APPEAR ON ACTUAL ASSEMBLY.

4. PERFORMANCE SPECIFICATIONS:
 CURRENT RATING: 3 AMPS MAX.
 DWV: 600 VAC
 TEMPERATURE RATING: 125° C

3 MATERIALS:
 SHELL: 6061-T6 ALUMINUM PER AMS-QQ-A200/8, CADMIUM PLATED PER AMS-QQ-P-416
 INSULATOR/BACKSHELL: PPS PER MIL-M-24519 GST-40F, COLOR: BLACK
 SOCKET CONTACTS: C21000 COPPER ALLOY PER ASTM B36, GOLD PLATED PER ASTM B488
 24 AWG LEADS: TIN PLATED COPPER ALLOY PER A-A-59551, TYPE S
 HARDWARE: PASSIVATED STAINLESS STEEL IAW MIL-DTL-83513/5
 INTERFACIAL SEAL: FLUOROSILICONE PER MIL-R-25988

2 MARKING: "UMI", DATE CODE, UMI PART NUMBER, UMI WORK ORDER NUMBER.
 1. CONNECTOR ASSEMBLY IS IAW MIL-DTL-83513 UNLESS OTHERWISE SPECIFIED.

NOTES: UNLESS OTHERWISE SPECIFIED.

| | | | | | | | |
|---|---|--|--|------------------------|-----------------------------|---------------------|------------------------|
| QUALITY SYMBOLS CRITICAL MAJOR NO SYMBOLS = MINOR DIMENSIONS | UNLESS OTHERWISE SPECIFIED: ALL DIMENSIONS ARE IN INCHES | SCALE NONE | DWG SIZE B | THIRD ANGLE PROJECTION | REVISE ON CAD ONLY | | |
| | GENERAL TOLERANCES: 3 PLACES ±.005 2 PLACES ±.01 ANGULAR ±2° | DRAWN BY & DATE DU 2/23/16 | TITLE: MICRO-D CIRCUIT CONNECTOR, RECEPTACLE, SIZE 25, STYLE 8, CADMIUM PLATED, CM8R25S07 | | | MATERIAL: 3 | ENG PROJECT #: NONE |
| | | CHECKED BY & DATE DW 2/23/16 | MATERIAL: 3 | | | | |
| | | APPROVED BY & DATE DW 2/23/16 | CAD FILE NAME SD-836240817.SLDDRW | PART NO. 836240817 | DRAWING NO. SD-836240817 | SHEET NO. 1 of 1 | |
| | ULTI-MATE CAGE CODE 58967 | THIS DRAWING CONTAINS INFORMATION THAT IS PROPRIETARY TO ULTI-MATE INCORPORATED AND SHOULD NOT BE USED WITHOUT WRITTEN PERMISSION. | | | | | PART REV. - |

