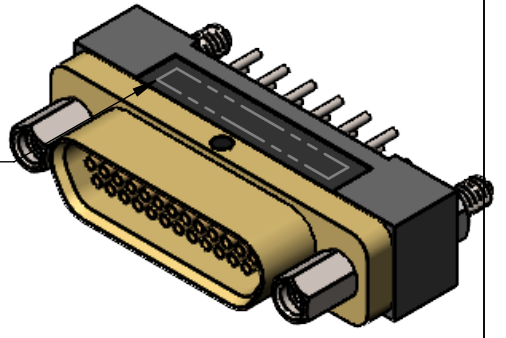
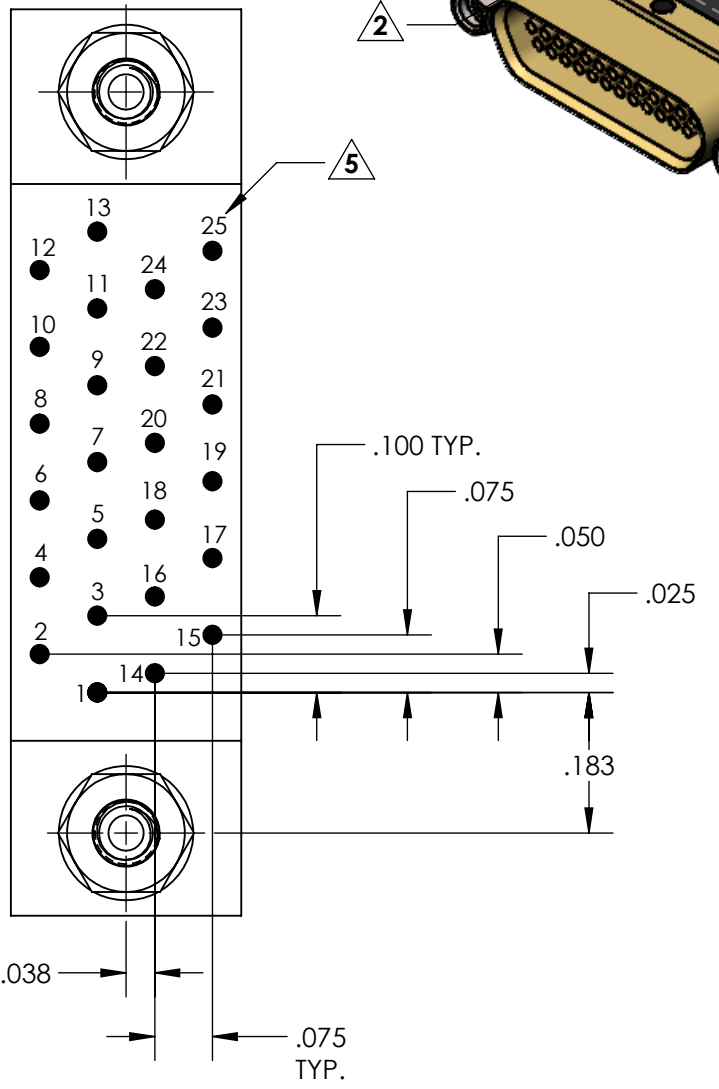
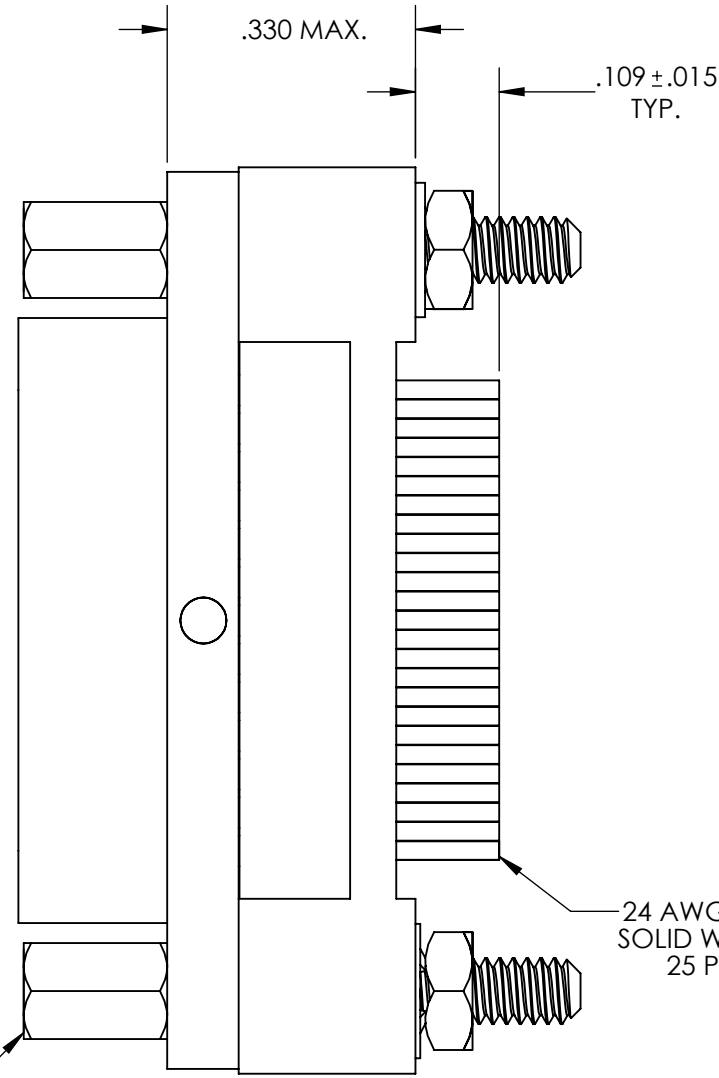
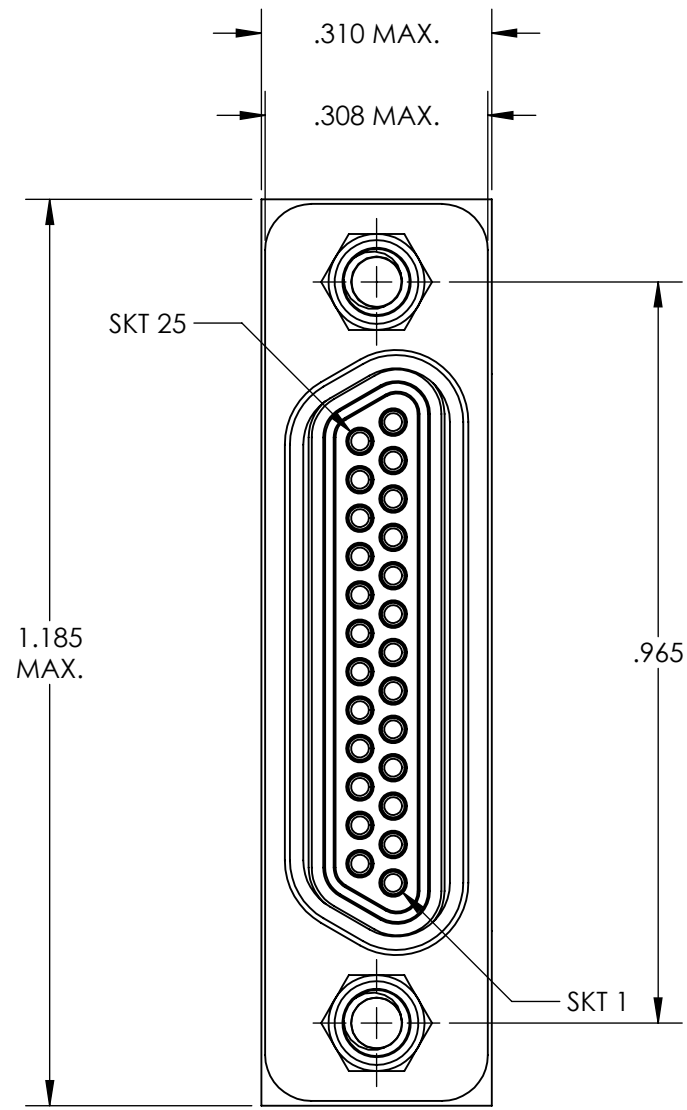


REVISIONS

PART REV.	DWG. ISSUE	DATE	ECN NO.	APPVD. BY	REL. BY
-	A	09/24/2013	UMI5109	DW	DW



5 NUMBERS ARE FOR REFERENCE ONLY AND DO NOT APPEAR ON PART

4. PERFORMANCE SPECIFICATIONS:  
 CURRENT RATING: 3A MAX.  
 INSULATION RESISTANCE: 5000 MΩ MIN.  
 DWV: 600 VAC  
 TEMPERATURE RATING: 125°C

3 MATERIALS:  
 SHELL: 6061-T6 ALUMINUM PER AMS-QQ-A200/8, CADMIUM PLATED PER AMS-QQ-P-416  
 INSULATOR AND BACKSHELL: PPS PER MIL-M-24519 GST-40F, COLOR: BLK  
 SOCKET CONTACTS: C21000 COPPER ALLOY PER ASTM B36, GOLD PLATED PER ASTM B488  
 24 AWG LEADS: TIN PLATED COPPER ALLOY PER A-A-59551 TYPE S  
 HARDWARE: PASSIVATED STAINLESS STEEL IAW MIL-DTL-83513/5  
 INTERFACIAL SEAL: FLUOROSILICONE PER MIL-R-25988

2 MARKINGS: UMI, UMI PART NO., AND DATE CODE  
 1. CONNECTOR ASSEMBLY IS IAW MIL-DTL-83513 UNLESS OTHERWISE SPECIFIED

**NOTES: UNLESS OTHERWISE SPECIFIED**

QUALITY SYMBOLS CRITICAL MAJOR NO SYMBOL = MINOR DIMENSION	<b>UNLESS SPECIFIED:</b> ALL DIMENSIONS IN INCHES GENERAL TOLERANCES: 3 PLACE ±.005 2 PLACE ±.01 ANGULAR ±2° ALL EXTERNAL SPECIFICATIONS REFERENCED ON THIS DRAWING SHALL BE THE LATEST REVISION IN EFFECT Ulti-Mate CAGE CODE <b>58967</b>	SCALE <b>4:1</b>	DWG SIZE <b>B</b>	THIRD ANGLE PROJECTION	<b>REVISE ON CAD ONLY</b>	
	DRAWN BY & DATE JB 09/24/2013	TITLE MICRO-D CIRCUIT CONNECOTR, RECEPTACLE, STYLE 6, SIZE 25 CM6R25S07		MATERIAL 3	ENG PROJECT #	SHEET NO. <b>1 OF 1</b>
	CHECKED BY & DATE DW 11-19-13	APPROVED BY & DATE DW 11-19-13		PART NO. 836240617	DRAWING NO. SD-836240617	PART REV. -
	CAD FILENAME SD-836240617.slddrw	THIS DRAWING CONTAINS INFORMATION THAT IS PROPRIETARY TO ULTI-MATE INCORPORATED AND SHOULD NOT BE USED WITHOUT WRITTEN PERMISSION.				