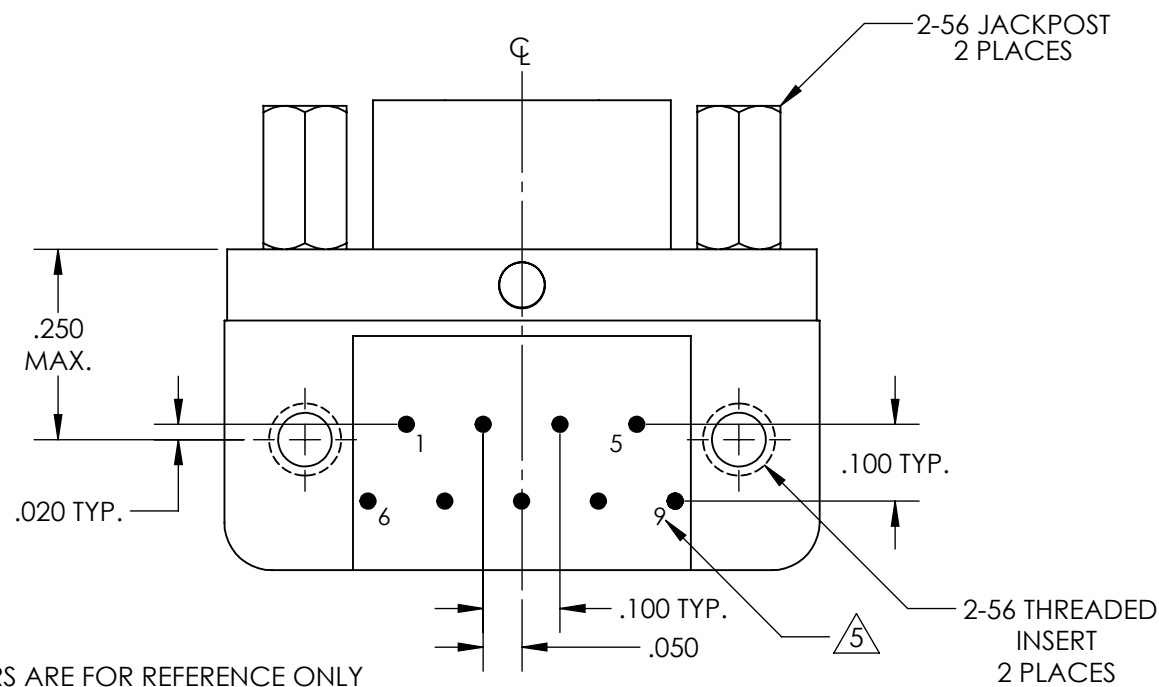
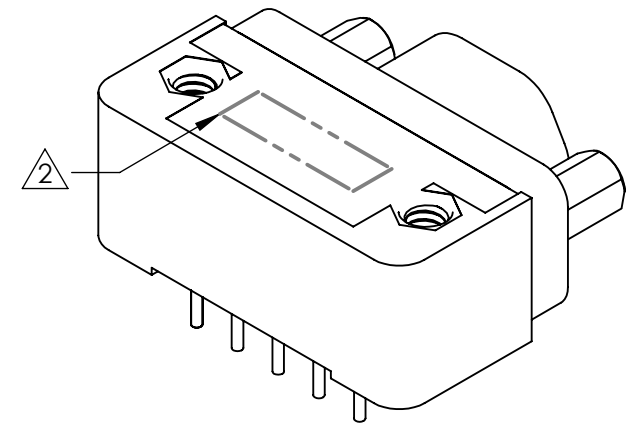
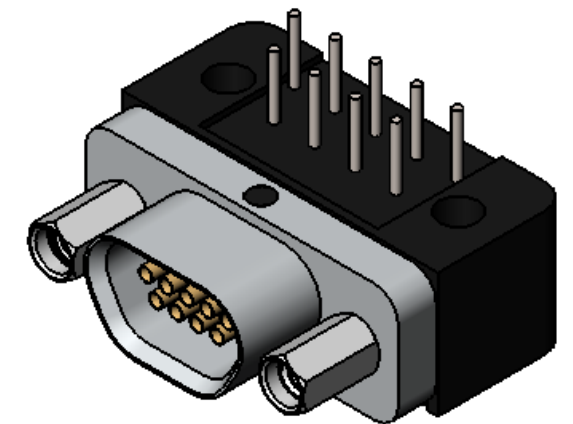
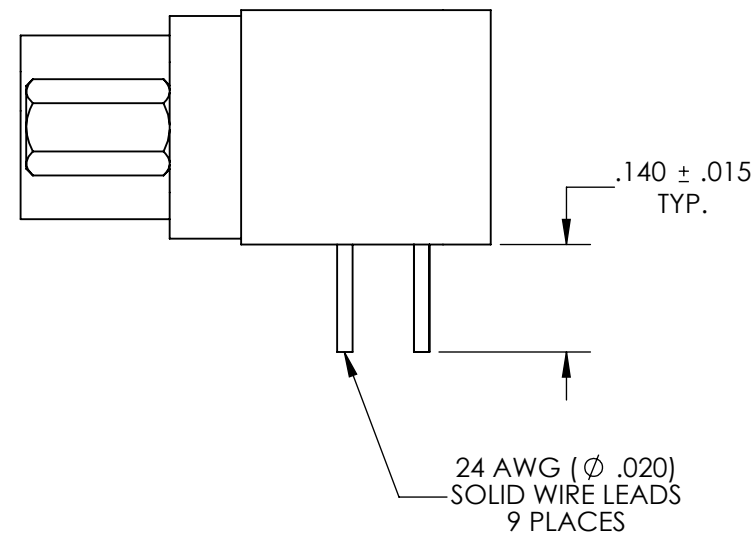
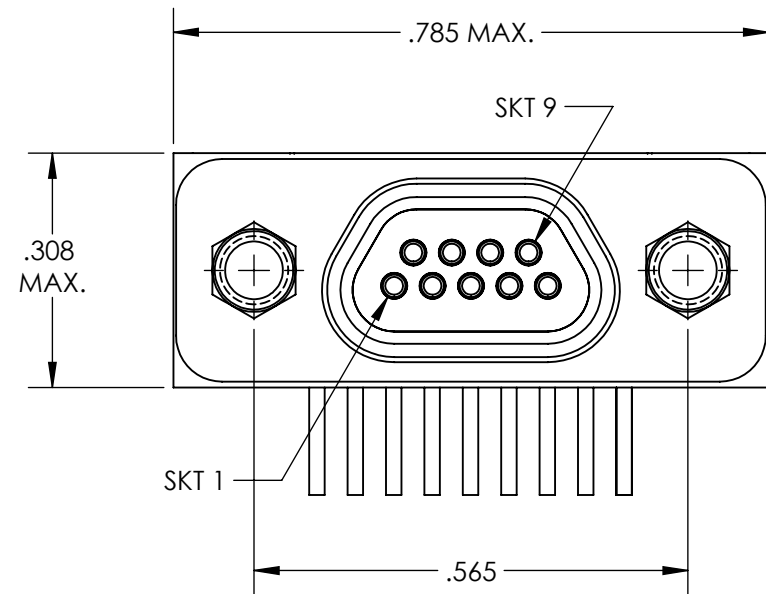
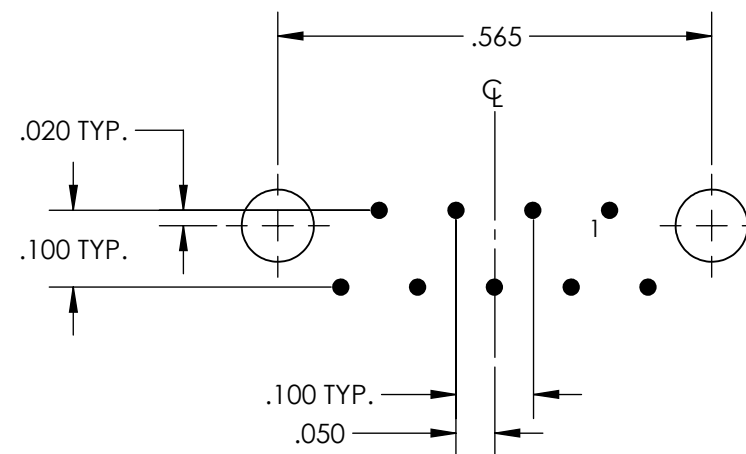


REVISIONS

PART REV.	DWG. ISSUE	DATE	ECN NO.	APPVD. BY	REL. BY
-	-	09/03/2013	UMI5073	DW	DW



RECOMMENDED PCB LAYOUT



5 NUMBERS ARE FOR REFERENCE ONLY AND DO NOT APPEAR ON PART

4. PERFORMANCE SPECIFICATIONS:  
 CURRENT RATING: 3A MAX.  
 INSULATION RESISTANCE: 5000 MΩ MIN.  
 DWV: 600 VAC  
 TEMPERATURE RATING: 125°C  
 CONTACT RESISTANCE: 8 mΩ MAX AT 2.5 AMPS

3 MATERIALS:  
 SHELL: 6061-T6 ALUMINUM PER AMS-QQ-A200/8, CADMIUM PLATED PER AMS-QQ-P-416  
 INSULATOR AND BACKSHELL: PPS PER MIL-M-24519 GST-40F, COLOR: BLK  
 SOCKET CONTACTS: C21000 BRASS ALLOY PER ASTM B36, GOLD PLATED PER ASTM B488  
 24 AWG LEADS: TIN PLATED COPPER ALLOY PER A-A-59551 TYPE S  
 HARDWARE: PASSIVATED STAINLESS STEEL IAW MIL-DTL-83513/5  
 INTERFACIAL SEAL: FLUOROSILICONE PER MIL-R-25988

2 MARKINGS: UMI, UMI PART NO., AND DATE CODE  
 1. CONNECTOR ASSEMBLY IS IAW MIL-DTL-83513 UNLESS OTHERWISE SPECIFIED

**NOTES: UNLESS OTHERWISE SPECIFIED**

QUALITY SYMBOLS CRITICAL  MAJOR  NO SYMBOL = MINOR DIMENSION	<b>UNLESS SPECIFIED:</b> ALL DIMENSIONS IN INCHES  GENERAL TOLERANCES: 3 PLACE ±.005 2 PLACE ±.01 ANGULAR ±2°	SCALE 4:1	DWG SIZE B	THIRD ANGLE PROJECTION	<b>REVISE ON CAD ONLY</b>
		DRAWN BY & DATE JB 09/03/2013 CHECKED BY & DATE DW 9-23-13 APPROVED BY & DATE DW 9-23-13 CAD FILENAME SD-836210128.slddrw	TITLE MICRO-D CIRCUIT CONNECTOR, RECEPTACLE, STYLE1, SIZE 9 CM1R09S07T-.140		MATERIAL 
Ulti-Mate CAGE CODE <b>58967</b>		PART NO. 836210128	DRAWING NO. SD-836210128	SHEET NO. <b>1 OF 1</b>	PART REV. -
THIS DRAWING CONTAINS INFORMATION THAT IS PROPRIETARY TO ULTI-MATE INCORPORATED AND SHOULD NOT BE USED WITHOUT WRITTEN PERMISSION.					