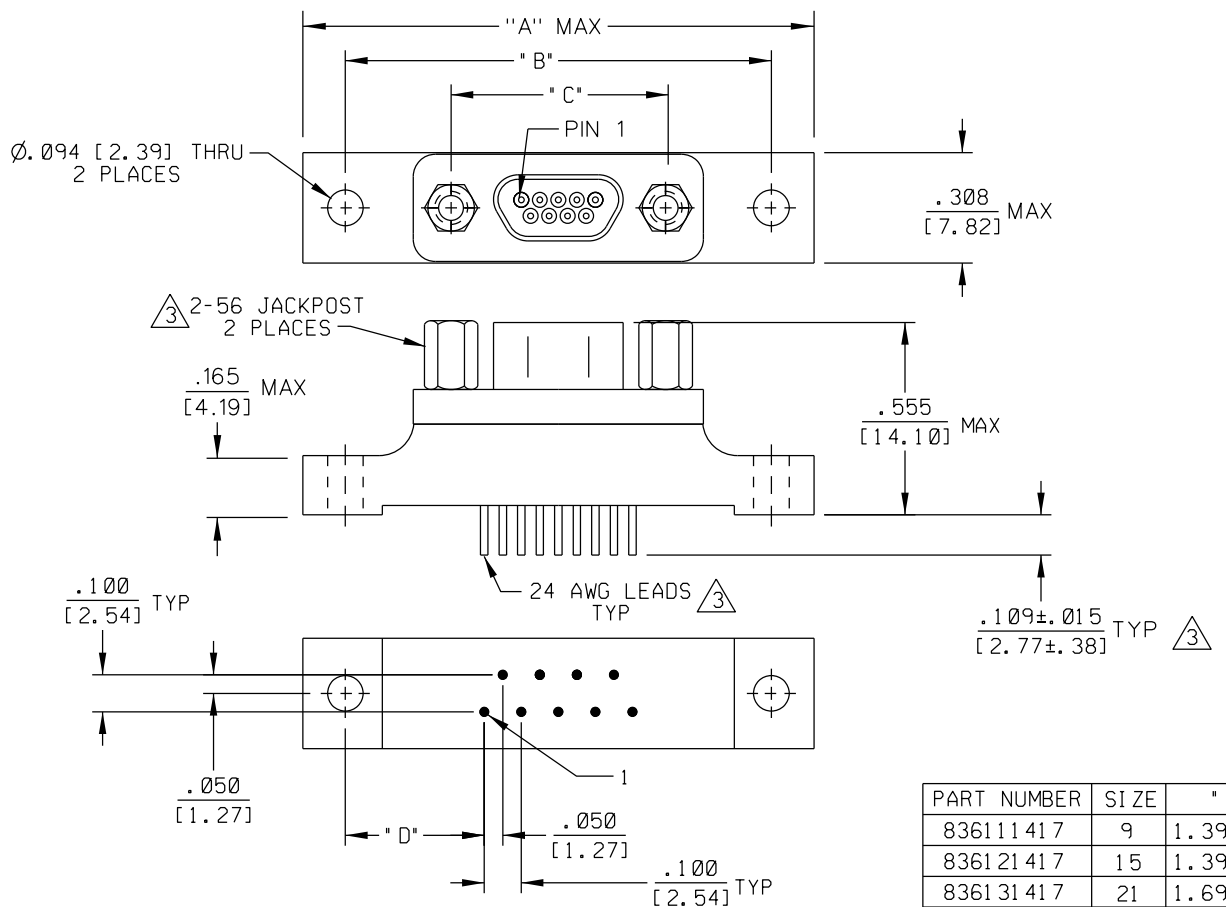


PART REV	DWG ISSUE	DATE	ECN NO.	APPVD BY	REL BY



PART NUMBER	SIZE	"A" MAX	"B"	"C"	"D"
836111417	9	1.390 [35.31]	1.150 [29.21]	.565 [14.35]	.375 [9.52]
836121417	15	1.390 [35.31]	1.150 [29.21]	.715 [18.16]	.225 [5.72]
836131417	21	1.690 [42.93]	1.450 [36.83]	.865 [21.97]	.225 [5.72]
836141417	25	1.740 [44.20]	1.500 [38.1]	.965 [24.51]	.150 [3.81]
836151417	31	2.040 [51.82]	1.800 [45.72]	1.115 [28.32]	.150 [3.81]
836161417	37	2.340 [59.44]	2.100 [53.34]	1.265 [32.13]	.150 [3.81]

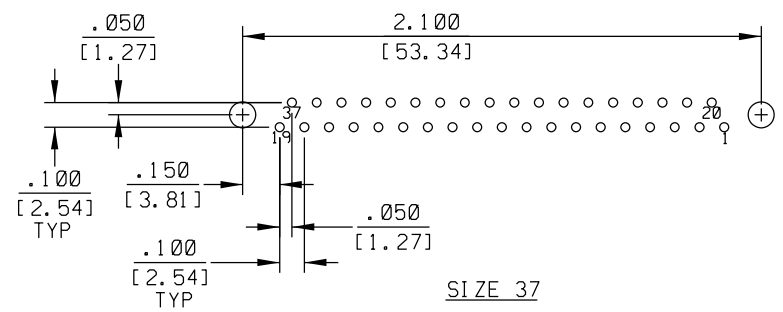
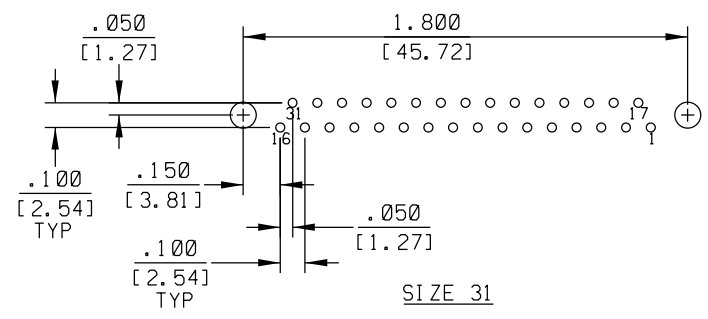
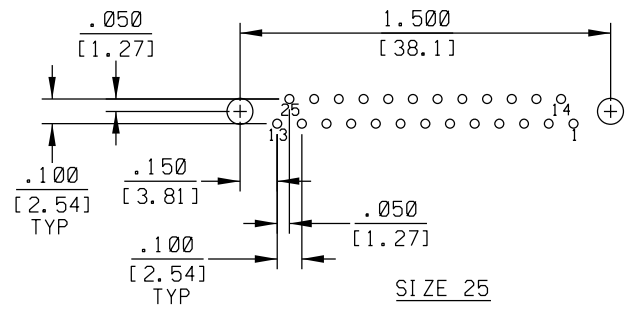
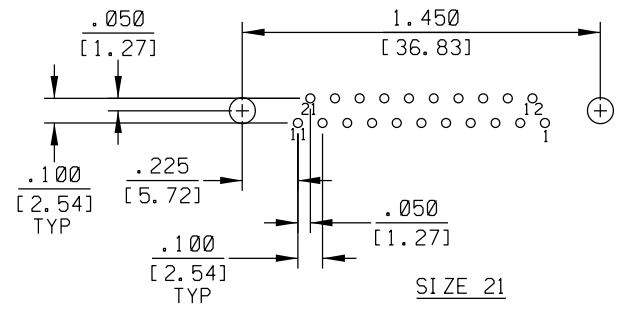
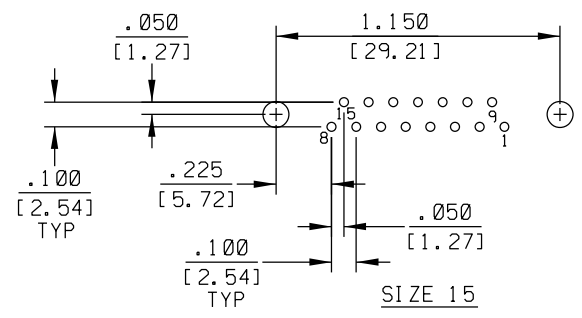
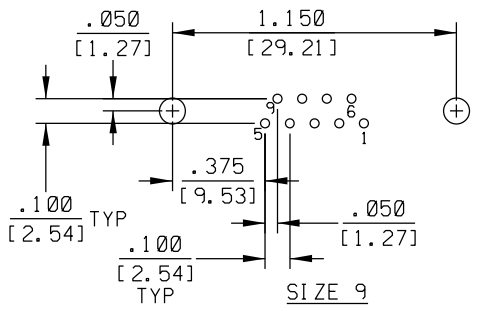
- 5. SEE SHEET 2 FOR RECOMMENDED PCB LAYOUTS.
- 4. PERFORMANCE: MEETS OR EXCEEDS REQUIREMENTS OF MIL-DTL-83513
- 3. CONSULT FACTORY FOR AVAILABLE OPTIONS
- 2. MATERIALS:
 - SHELL: 6061-T6 ALUMINUM PER SAE-AMS-QQ-A200/8, NICKEL PLATED PER AMS 2404
 - INSULATOR AND BACKSHELL: PPS PER MIL-M-24519 GST-40F, COLOR: BLACK
 - PIN CONTACTS: C17200 BERYLLIUM COPPER PER ASTM B194, GOLD PLATED PER ASTM B488
 - 24 AWG LEADS: TIN PLATED COPPER PER A-A-59551 TYPE S
 - HARDWARE: PASSIVATED STAINLESS STEEL IAW MIL-DTL-83513/5
- 1. MARKING: UMI, DATE CODE, UMI P/N.

NOTES: UNLESS OTHERWISE SPECIFIED.

QUALITY SYMBOLS MAJOR CRITICAL SPC	UNLESS SPECIFIED: ALL DIMENSIONS IN INCHES/MM	SCALE 3 : 1	DWG SIZE B	THIRD ANGLE PROJECTION	REVISE ON CAD ONLY
	GENERAL TOLERANCES: 3 PLACE ±.005/.13 2 PLACE ±.01/.25 ANGULAR ±2°	DRAWN BY & DATE DW 11-7-11	TITLE: CIRCUIT CONNECTOR, PLUG (PINS), STYLE 4, (.100 X .100) SIZES 9 THRU 37, CM4RXXP07-S01		
	Ulti-Mate CAGE CODE 58967	CHECKED BY & DATE	MATERIAL: 2 3 Ulti-Mate Connector Inc.		
		APPROVED BY & DATE	CAD FILENAME SD-8361X1417-1.DGN	PART NO. SEE CHART	DRAWING NO. SD-8361 X1 41 7

THIS DRAWING CONTAINS INFORMATION THAT IS PROPRIETARY TO ULTI-MATE INCORPORATED AND SHOULD NOT BE USED WITHOUT WRITTEN PERMISSION.

PART REV	DWG ISSUE	DATE	ECN NO.	APPVD BY	REL BY



SEE SHEET 1
 NOTES: UNLESS OTHERWISE SPECIFIED

QUALITY SYMBOLS MAJOR ▽ = CRITICAL ▽/C = SPC ▽/S =	UNLESS SPECIFIED: ALL DIMENSIONS IN INCHES/MM	SCALE NONE DWG SIZE B	THIRD ANGLE PROJECTION	REVISE ON CAD ONLY	
	GENERAL TOLERANCES: 3 PLACE ±.005/.13 2 PLACE ±.01/.25 ANGULAR ±2°	DRAWN BY & DATE DW 11-3-11	TITLE: RECOMMENDED PCB LAYOUTS, CIRCUIT CONNECTOR, PLUG, STYLE 4 (.100 X .100), SIZES 9 THRU 37		
	Ulti-Mate CAGE CODE 58967	CHECKED BY & DATE	APPROVED BY & DATE	MATERIAL: SEE SHEET 1	Ulti-Mate Connector Inc.
	THIS DRAWING CONTAINS INFORMATION THAT IS PROPRIETARY TO ULTI-MATE INCORPORATED AND SHOULD NOT BE USED WITHOUT WRITTEN PERMISSION.	CAD FILENAME SD-8361 X1 417-2. DGN	PART NO. SEE SHEET 1	DRAWING NO. SD-8361 X1 417	SHEET NO. 2 OF 2 REV 2