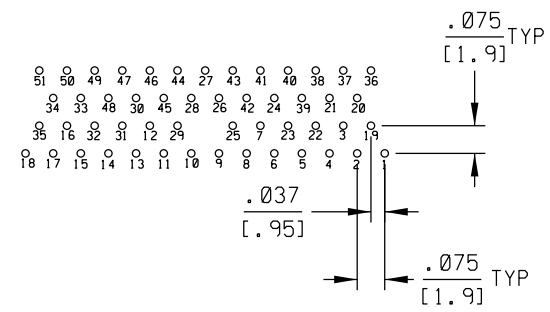
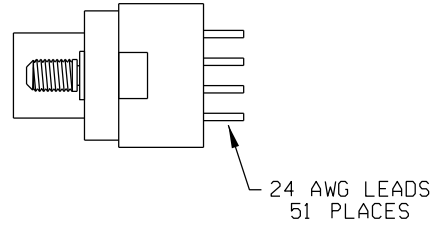
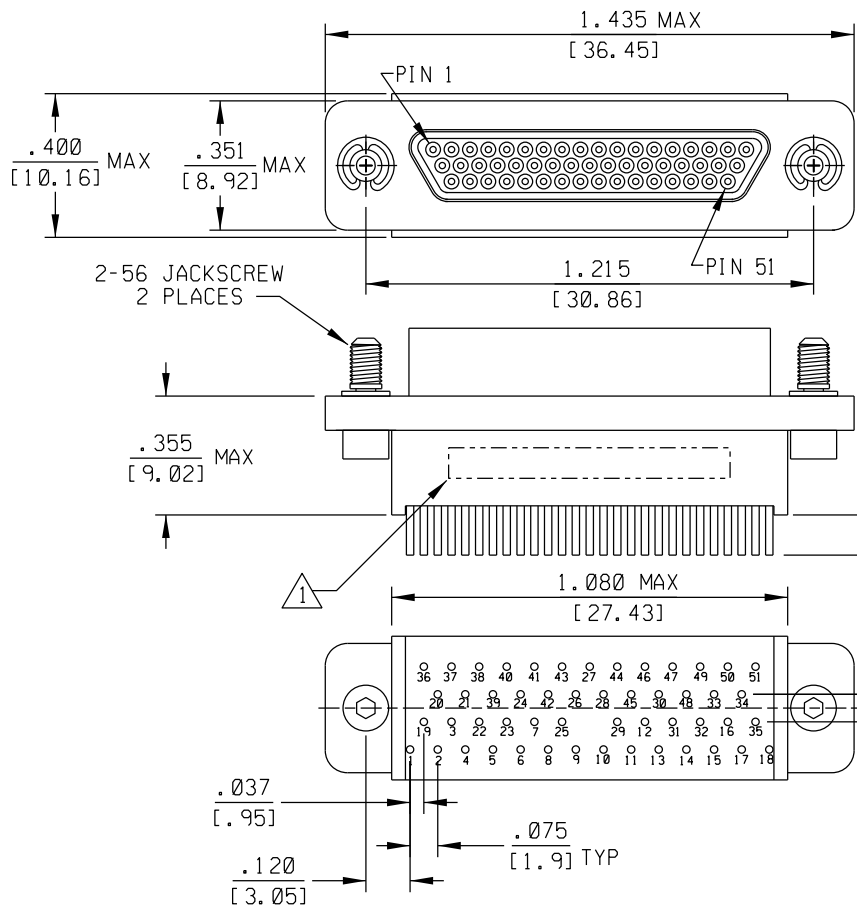


PART REV	DWG ISSUE	DATE	ECN NO.	APPVD BY	REL BY
-	-	2-13-15	UMI 5532	DW	DW



3. PERFORMANCE SPECIFICATIONS:  
 CURRENT RATING: 3A MAX  
 INSULATION RESISTANCE: 500 MEGOHMS MIN  
 DWV: 600 VAC  
 TEMPERATURE RATING: 125° C

2 MATERIALS:  
 SHELL: 6061-T6 ALUMINUM PER SAE-AMS-QQ-A200/8, NICKEL PLATED PER AMS 2404  
 INSULATOR AND BACKSHELL: PPS PER MIL-M-24519 GST-40F, COLOR: BLACK  
 PIN CONTACTS: C17200 BERYLLIUM COPPER

A PER ASTM-B194, GOLD PLATED PER ASTM B488  
 24 AWG LEADS: TIN PLATED COPPER PER A-A-59551 TYPE S  
 HARDWARE: PASSIVATED STAINLESS STEEL IAW MIL-DTL-83513/5  
 MARKINGS: UMI, UMI DATE CODE, AND UMI PART NUMBER

1 NOTES: UNLESS OTHERWISE SPECIFIED

QUALITY SYMBOLS	UNLESS SPECIFIED: ALL DIMENSIONS IN INCHES	SCALE 3:1	DWG SIZE B	THIRD ANGLE PROJECTION	REVISE ON CAD ONLY
	GENERAL TOLERANCES: 3 PLACE ± .005 2 PLACE ± .01 ANGULAR ± 2°	DRAWN BY & DATE DW 1-4-12	CHECKED BY & DATE SEE ECN	TITLE: CIRCUIT CONNECTOR, PLUG (PINS), SIZE 51-3, VERTICAL, .075 X .075, CMI 7R51-3P02-S01	
SPECIAL	ALL EXTERNAL SPECIFICATIONS REFERENCED ON THIS DRAWING SHALL BE TO THE LATEST REVISION IN EFFECT	APPROVED BY & DATE SEE ECN	MATERIAL: 2 3 Uti-Mate Connector Inc.		
KEY	Uti-Mate CAGE CODE 58967	CAD FILENAME SD-8361 71 21 2.DGN	PART NO. 8361 71 21 2	DRAWING NO. SD-8361 71 21 2	SHEET NO. 1 OF 1
		THIS DRAWING CONTAINS INFORMATION THAT IS PROPRIETARY TO ULTI-MATE INCORPORATED AND SHOULD NOT BE USED WITHOUT WRITTEN PERMISSION.			