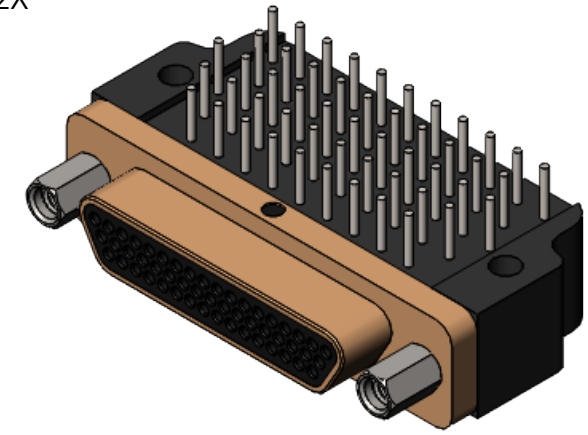
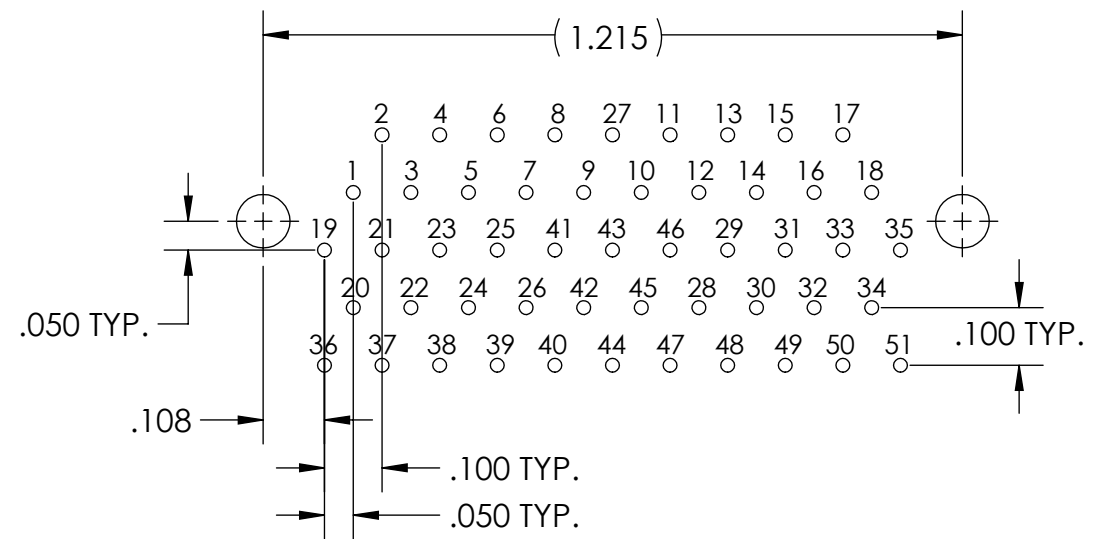
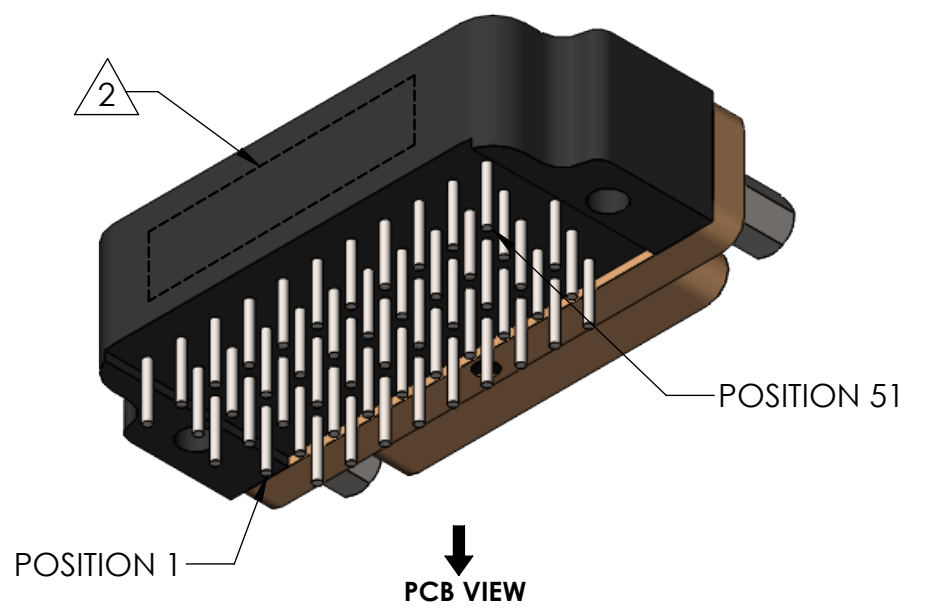
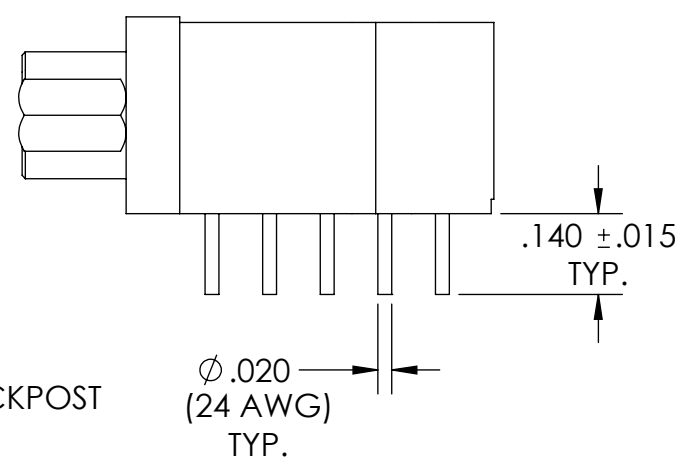
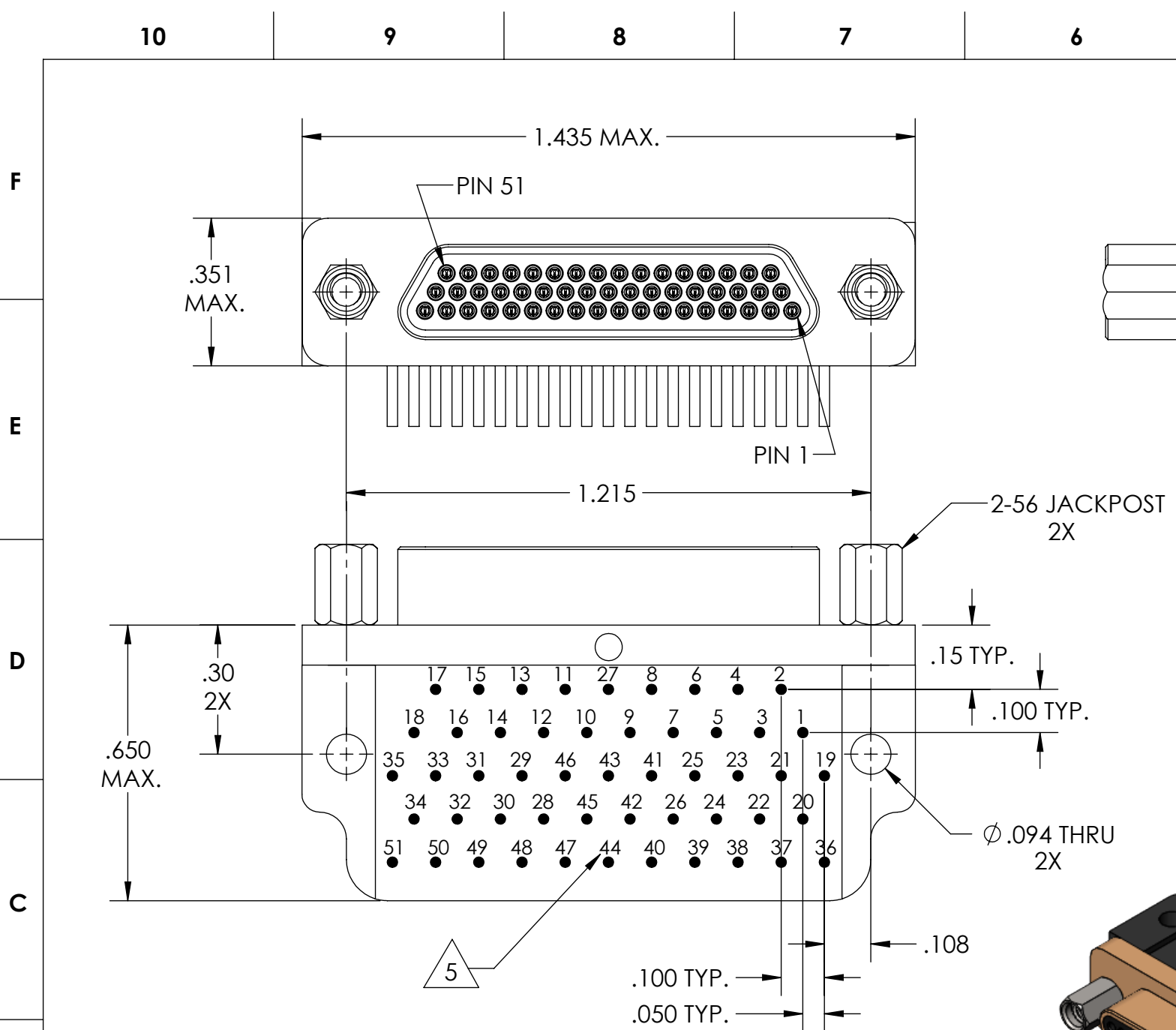


PART REV	DWG ISSUE	DATE	ECN NO.	APPVD BY	REL BY
-	-	2/10/20	UMI7390	DU	DW



6. CONTACT HEIGHTS ARE TO BE PER QA-STD-101.

5 NUMBERS, (LEAD LOCATIONS), ARE SHOWN FOR REFERENCE ONLY AND DO NOT APPEAR ON ACTUAL PART.

4. PERFORMANCE SPECIFICATIONS:
 CURRENT RATING: 3 AMP MAX.
 DWV: 600 VAC
 TEMPERATURE RATING: -55°C TO 125°C

3 MATERIALS:
 SHELL: 6061-T6 ALUMINUM PER AMS-QQ-A200/8, CADMIUM PLATED PER AMS QQ-P-416
 INSULATOR/BACKSHELL: PPS PER MIL-M-24519 GST-40F, COLOR: BLACK
 PIN CONTACTS: C17200 BERYLLIUM COPPER PER ASTM B194, GOLD PLATED PER ASTM B488
 24 AWG LEADS: TIN PLATED COPPER ALLOY PER A-A-59551, TYPE S
 HARDWARE: PASSIVATED STAINLESS STEEL IAW MIL-DTL-83513/5

2 MARKING: "UMI", DATE CODE, UMI PART NUMBER, UMI WORK ORDER NUMBER

1. CONNECTOR ASSEMBLY IS IAW MIL-DTL-83513 UNLESS OTHERWISE SPECIFIED.

NOTES: UNLESS OTHERWISE SPECIFIED.

QUALITY SYMBOLS CRITICAL MAJOR NO SYMBOLS = MINOR DIMENSIONS	UNLESS OTHERWISE SPECIFIED: ALL DIMENSIONS ARE IN INCHES	SCALE 3:1	DWG SIZE B	THIRD ANGLE PROJECTION	REVISE ON CAD ONLY	
	GENERAL TOLERANCES: 3 PLACES ±.005 2 PLACES ±.01 ANGULAR ±2°	DRAWN BY & DATE DU 2/10/20	TITLE: MICRO-D CIRCUIT CONNECTOR, CM1R51-3P07-.140, CADMIUM PLATED SHELL			
	ULTI-MATE CAGE CODE 58967	CHECKED BY & DATE DW 2/10/20	MATERIAL: 3	ENG PROJECT #: NONE		
		APPROVED BY & DATE DW 2/10/20	PART NO. 836170127	DRAWING NO. SD-836170127	SHEET NO. 1 of 1	
		CAD FILE NAME SD-836170127.slddrw	THIS DRAWING CONTAINS INFORMATION THAT IS PROPRIETARY TO ULTI-MATE INCORPORATED AND SHOULD NOT BE USED WITHOUT WRITTEN PERMISSION.			