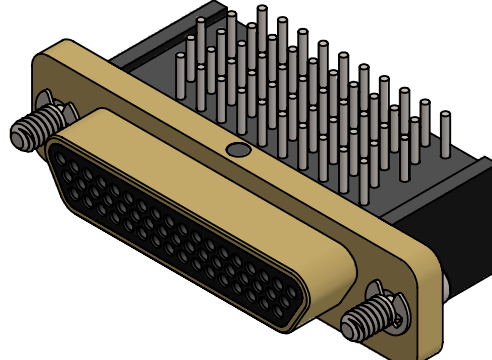
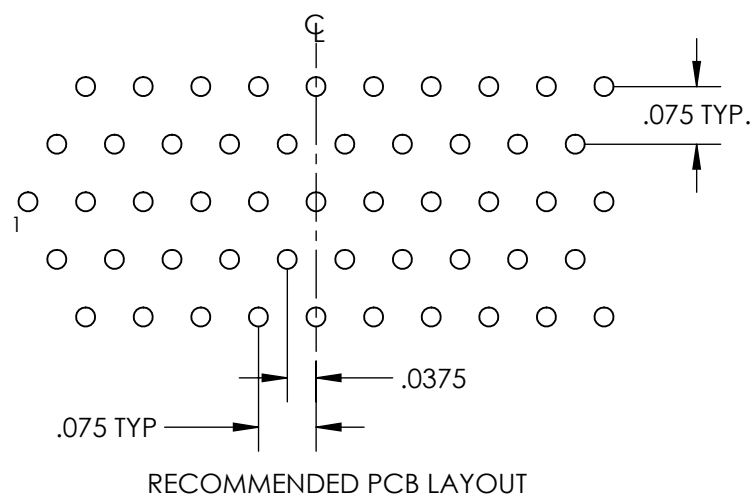
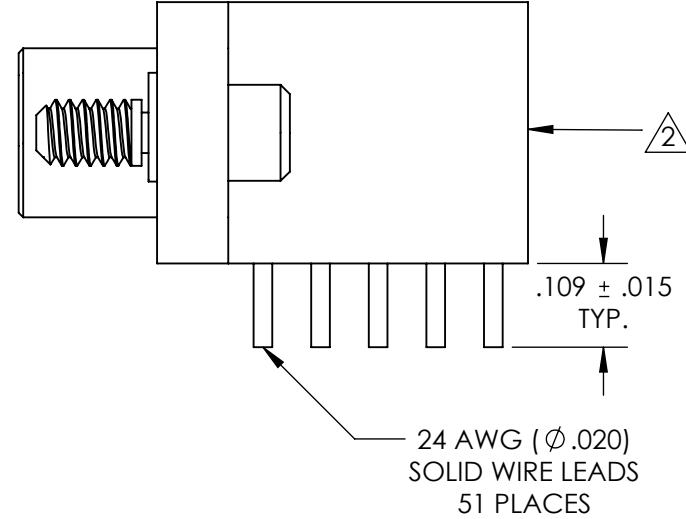
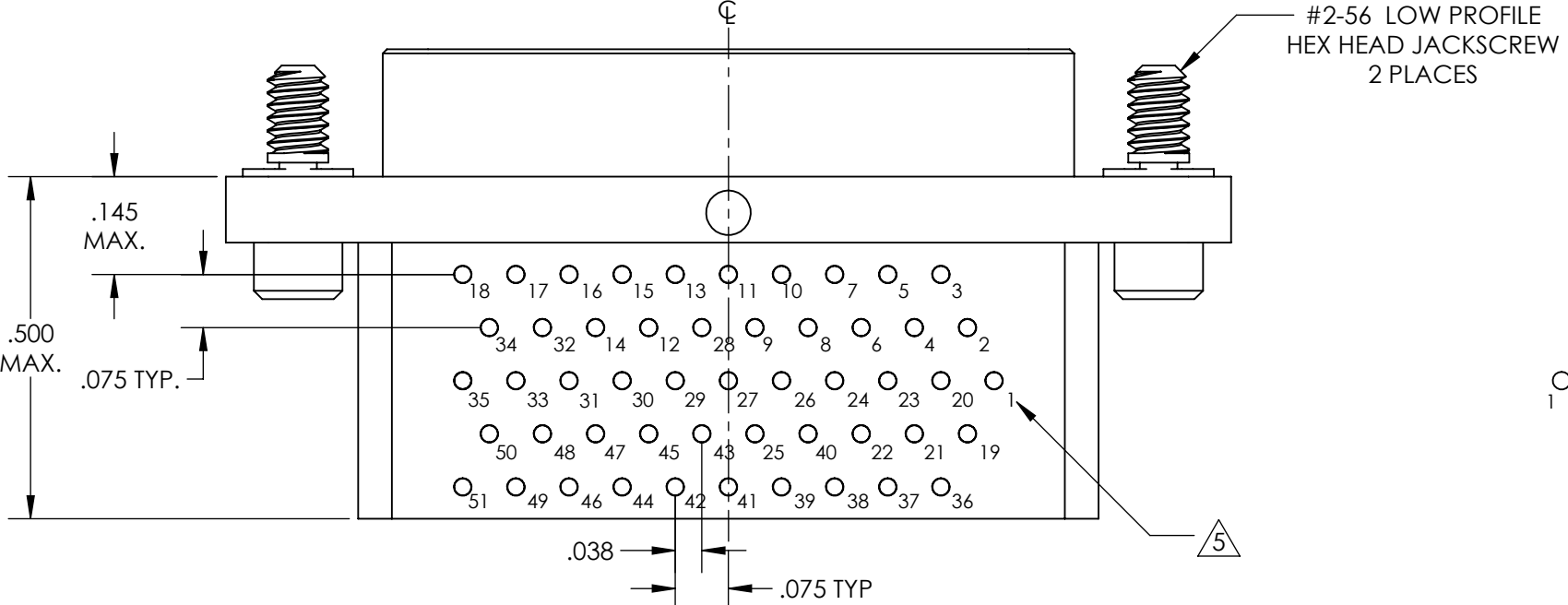
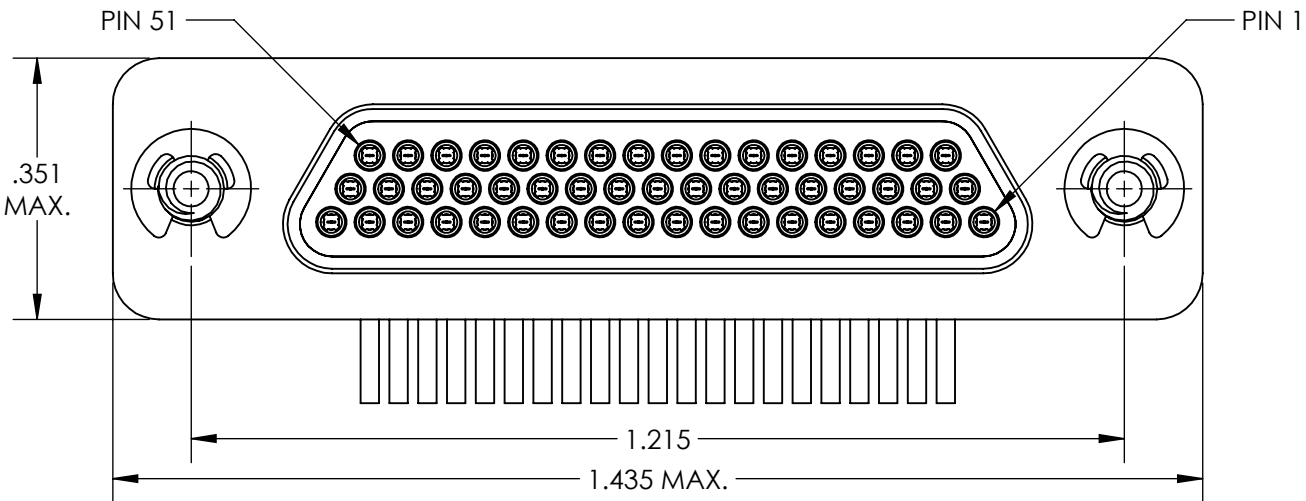


REVISIONS

PART REV.	DWG. ISSUE	DATE	ECN NO.	APPVD. BY	REL. BY
-	-	05/22/2015	UMI5620	DW	DW
A	A	07/11/2016	UMI6024	DW	DW



- 5 NUMBERS ARE FOR REFERENCE ONLY AND DO NOT APPEAR ON PART
- 4. PERFORMANCE SPECIFICATIONS:
CURRENT RATING: 3A MAX.
INSULATION RESISTANCE: 5000 MΩ MIN.
DWV: 600 VAC
TEMPERATURE RATING: 125°C
- 3 MATERIALS:
SHELL: 6061-T6 ALUMINUM PER AMS-QQ-A200/8, CADMIUM PLATED PER AMS-QQ-P-416
INSULATOR AND BACKSHELL: PPS PER MIL-M-24519 GST-40F, COLOR: BLK
PIN CONTACTS: C17200 BERYLLIUM COPPER PER ASTM B194, GOLD PLATED PER ASTM B488
24 AWG LEADS: TIN PLATED COPPER ALLOY PER A-A-59551 TYPE S
HARDWARE: PASSIVATED STAINLESS STEEL IAW MIL-DTL-83513/5
- 2 MARKINGS: UMI, UMI PART NO., AND DATE CODE MARKED ON EPOXY

1. CONNECTOR ASSEMBLY IS IAW MIL-DTL-83513 UNLESS OTHERWISE SPECIFIED

NOTES: UNLESS OTHERWISE SPECIFIED

QUALITY SYMBOLS CRITICAL MAJOR NO SYMBOL = MINOR DIMENSION	UNLESS SPECIFIED: ALL DIMENSIONS IN INCHES GENERAL TOLERANCES: 3 PLACE ±.005 2 PLACE ±.01 ANGULAR ±2° ALL EXTERNAL SPECIFICATIONS REFERENCED ON THIS DRAWING SHALL BE THE LATEST REVISION IN EFFECT Ulti-Mate CAGE CODE 58967	SCALE 4:1 DWG SIZE B	THIRD ANGLE PROJECTION REVISE ON CAD ONLY	
	DRAWN BY & DATE JB 05/22/2015 CHECKED BY & DATE DW 05/26/2015 APPROVED BY & DATE DW 05/26/2015	TITLE MICRO-D CIRCUIT CONNECTOR, PLUG (PINS), STYLE 18, SIZE 51-3 CM18R51-3P02	MATERIAL 3	ENG PROJECT # Ulti-Mate Connector Inc.
	CAD FILENAME SD-836170012.slddrw	PART NO. 836170012	DRAWING NO. SD-836170012	SHEET NO. 1 OF 1
	THIS DRAWING CONTAINS INFORMATION THAT IS PROPRIETARY TO ULTI-MATE INCORPORATED AND SHOULD NOT BE USED WITHOUT WRITTEN PERMISSION.			PART REV. A