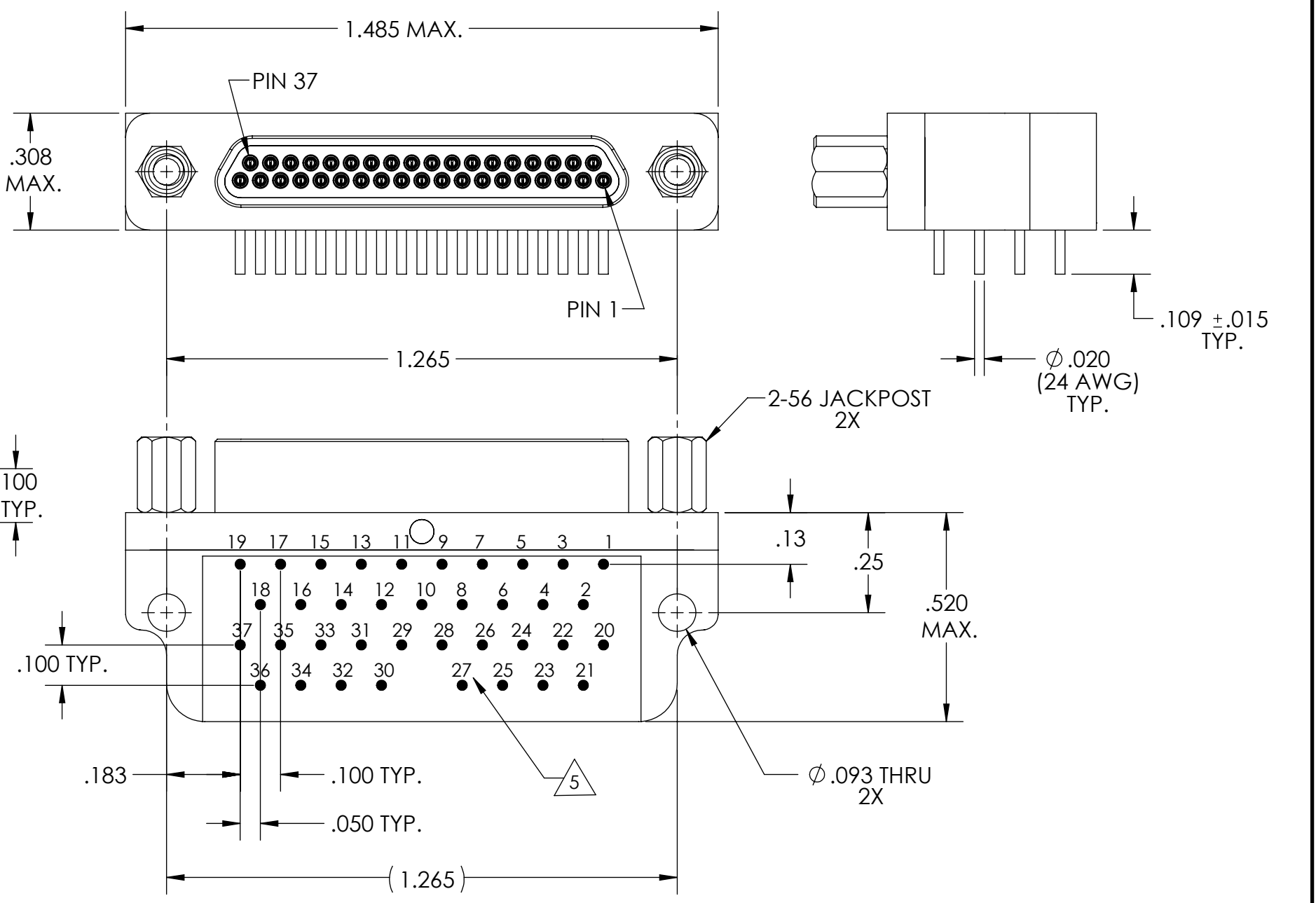
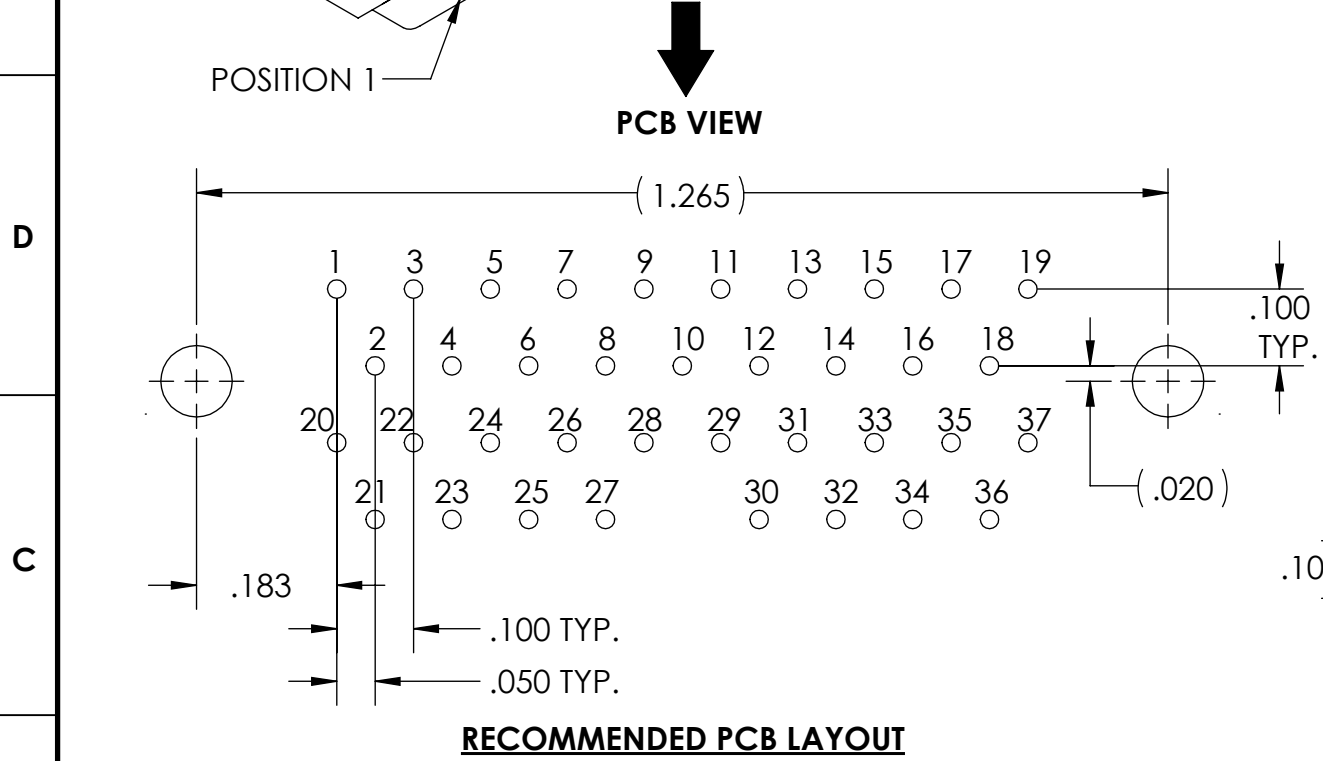
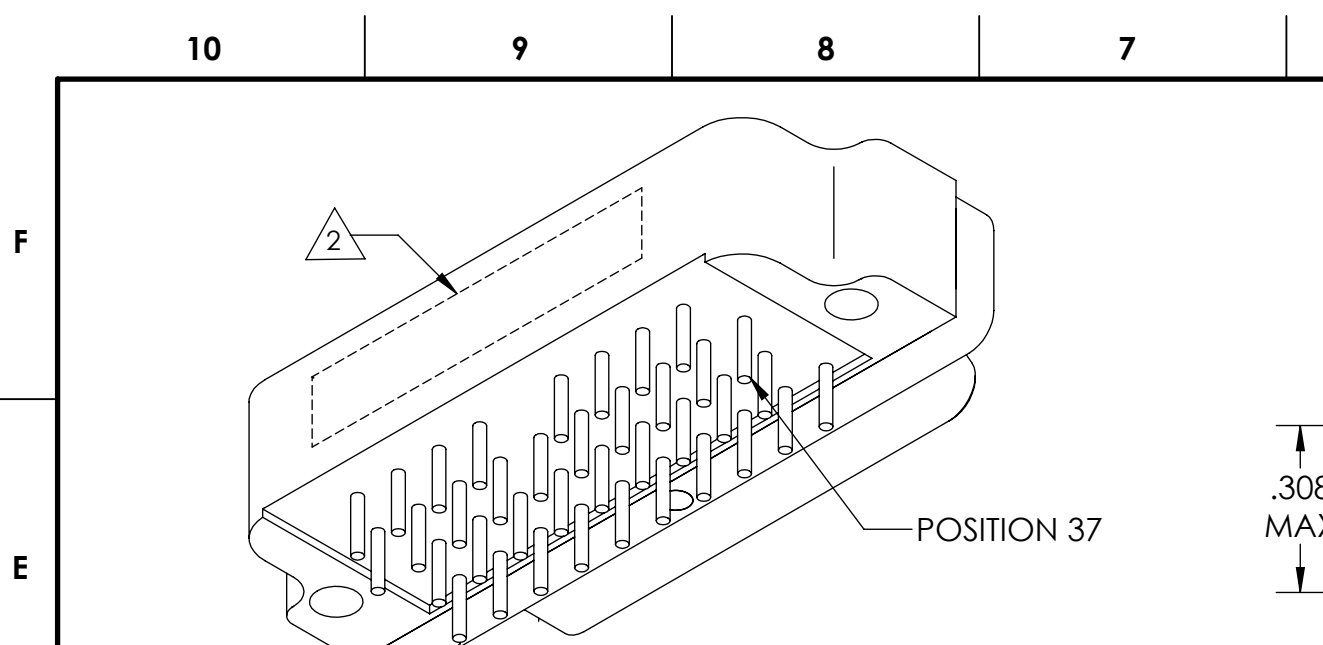


PART REV	DWG ISSUE	DATE	ECN NO.	APPVD BY	REL BY
-	-	6/7/16	UMI5989	DW	DW



- 5** NUMBERS ARE REFERENCE ONLY AND DO NOT APPEAR ON ACTUAL ASSEMBLY.
- 4. PERFORMANCE SPECIFICATIONS:**
 CURRENT RATING: 3 AMPS MAX.
 DWV: 600 VAC
 TEMPERATURE RATING: 125° C
- 3** MATERIALS:
 SHELL: 6061-T6 ALUMINUM PER AMS-QQ-A200/8, NICKEL PLATED PER AMS-2404
 INSULATOR/BACKSHELL: PPS PER MIL-M-24519 GST-40F, COLOR: BLACK
 PIN CONTACTS: C17200 BERYLLIUM COPPER PER ASTM B194, GOLD PLATED PER ASTM B488
 24 AWG LEADS: TIN PLATED COPPER ALLOY PER A-A-59551, TYPE S
 HARDWARE: PASSIVATED STAINLESS STEEL IAW MIL-DTL-83513/5
- 2** MARKING: "UMI", DATE CODE, UMI PART NUMBER, UMI WORK ORDER NUMBER.
1. CONNECTOR ASSEMBLY IS IAW MIL-DTL-83513 UNLESS OTHERWISE SPECIFIED.
- NOTES: UNLESS OTHERWISE SPECIFIED.**

QUALITY SYMBOLS CRITICAL MAJOR NO SYMBOLS = MINOR DIMENSIONS	UNLESS OTHERWISE SPECIFIED: ALL DIMENSIONS ARE IN INCHES	SCALE 3 : 1	DWG SIZE B	THIRD ANGLE PROJECTION	REVISE ON CAD ONLY	
	GENERAL TOLERANCES: 3 PLACES ±.005 2 PLACES ±.01 ANGULAR ±2°	DRAWN BY & DATE DU 6/7/16	TITLE: MICRO-D CIRCUIT CONNECTOR, PLUG, SIZE 37, STYLE 1, NICKEL PLATED, CM1R37P07-S01			
		CHECKED BY & DATE DW 6/7/16	MATERIAL: 3		ENG PROJECT #: NONE	
		APPROVED BY & DATE DW 6/7/16	PART NO. 836161117		DRAWING NO. SD-836161117	
	ULTI-MATE CAGE CODE 58967	CAD FILE NAME SD-836161117.SLDDRW	SHEET NO. 1 of 1		PART REV. -	

THIS DRAWING CONTAINS INFORMATION THAT IS PROPRIETARY TO ULTI-MATE INCORPORATED AND SHOULD NOT BE USED WITHOUT WRITTEN PERMISSION.

