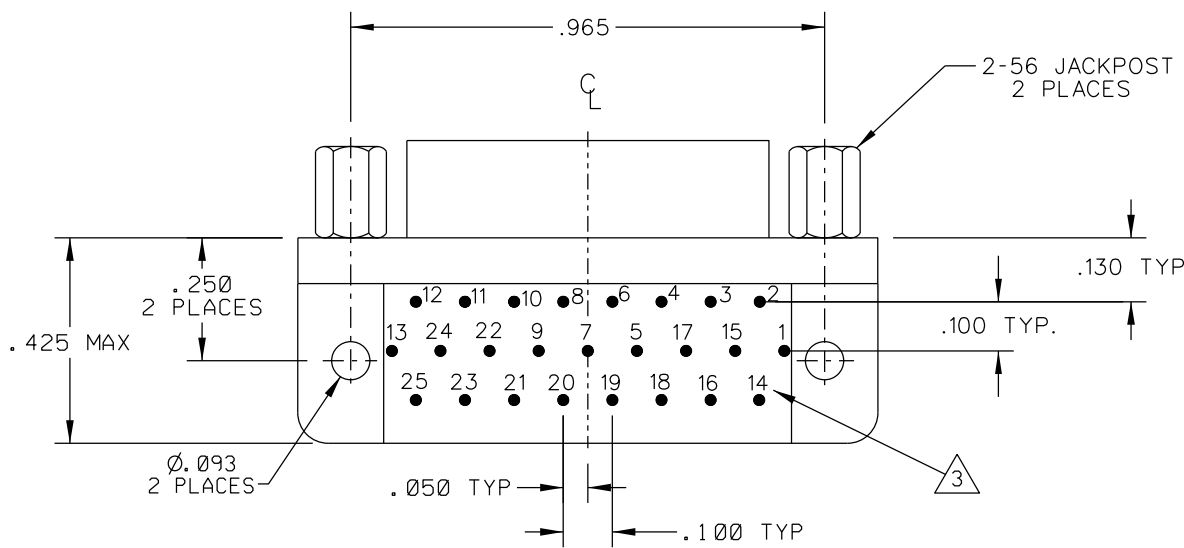
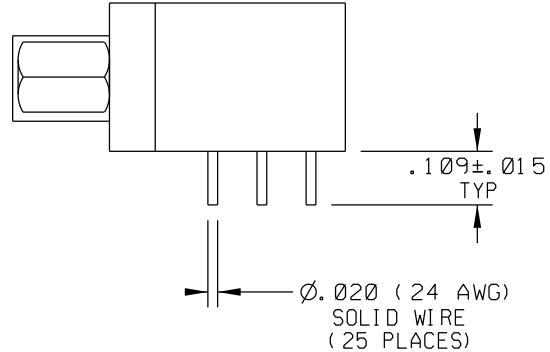
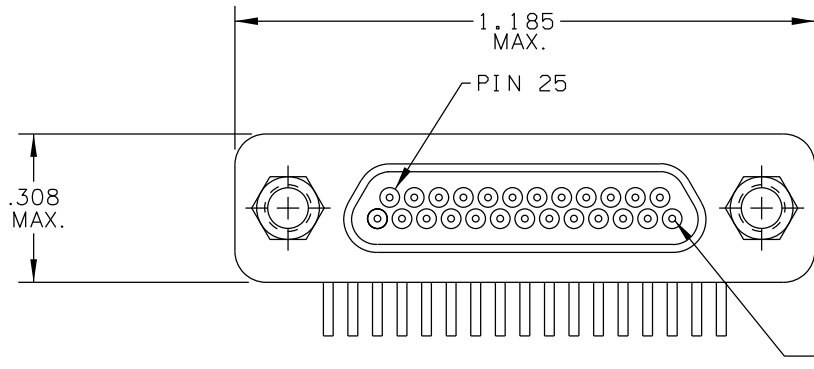


SD-836140117

PART REV	DWG ISSUE	DATE	ECN NO.	APPVD BY	REL BY
-	-	4-28-11	UMI 4367	DW	DW



- 3 NUMBERS SHOWN ON BACKSHELL ARE FOR REFERENCE ONLY AND DO NOT APPEAR ON PART
- 2 MATERIALS:
 SHELL: 6061-T6 ALUMINUM PER QQ-A200/8,
 CADMIUM PLATED PER SAE-AMS-QQ-P-416
 INSULATOR AND BACKSHELL: PPS PER MIL-M-24519 GST-40F
 PIN CONTACTS: C17200 BERYLLIUM COPPER PER ASTM-B194,
 GOLD PLATED PER ASTM B488
 24 AWG SOLID WIRE LEADS: TIN PLATED COPPER ALLOY
 HARDWARE: STAINLESS STEEL, PASSIVATED PER AMS 2700
1. MARKING: UMI, DATE CODE, UMI P/N.
- NOTES: UNLESS OTHERWISE SPECIFIED.

QUALITY SYMBOLS CRITICAL SPECIAL KEY	UNLESS SPECIFIED: ALL DIMENSIONS IN INCHES GENERAL TOLERANCES: 3 PLACE ±.002 2 PLACE ±.005 ANGULAR ±2°	SCALE 4 : 1	DWG SIZE B	THIRD ANGLE PROJECTION	REVISE ON CAD ONLY	
	ALL EXTERNAL SPECIFICATIONS REFERENCED ON THIS DRAWING SHALL BE TO THE LATEST REVISION IN EFFECT Ulti-Mate CAGE CODE 58967	DRAWN BY & DATE DW 8-5-10 CHECKED BY & DATE SEE ECN APPROVED BY & DATE SEE ECN	TITLE: CIRCUIT CONNECTOR, SIZE 25 PLUG, STYLE 1 BACKSHELL, CMI R25P07		MATERIAL: 2	Ulti-Mate Connector Inc.
		CAD FILENAME SD-836140117.DGN	PART NO. 836140117	DRAWING NO. SD-836140117	SHEET NO. 1 OF 1	PART REV -
	THIS DRAWING CONTAINS INFORMATION THAT IS PROPRIETARY TO ULTI-MATE INCORPORATED AND SHOULD NOT BE USED WITHOUT WRITTEN PERMISSION.					