
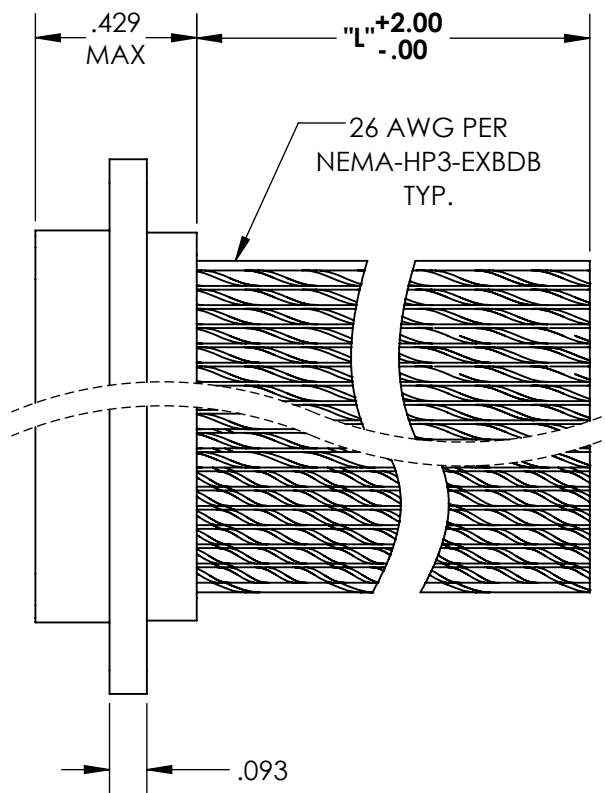
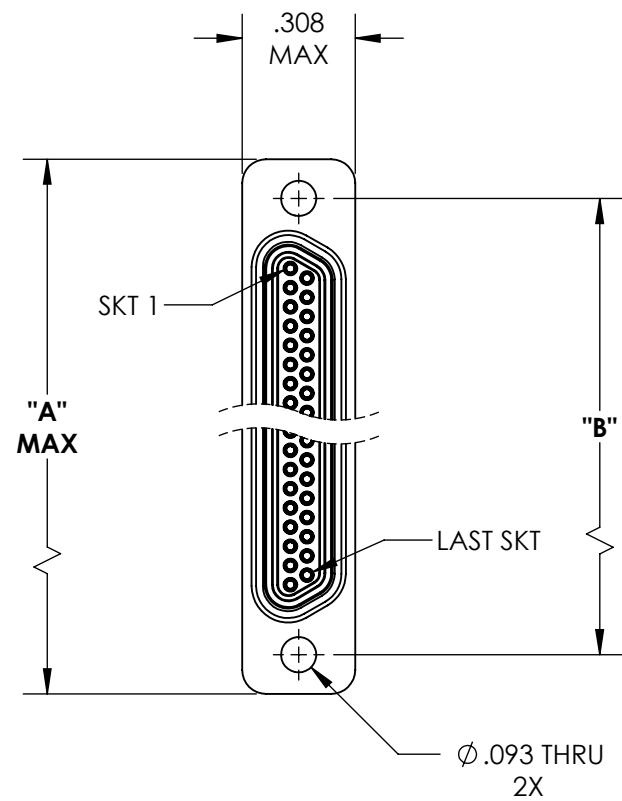


REVISIONS				
PART REV.	DWG. ISSUE	DATE	ECN NO.	ENGINEER
SEE TABLE	C	1/11/23	UMI8231	JD
SEE TABLE	D	1/26/23	UMI8250	JD



SIZE 37 SHOWN

PART #	PART REV	SIZE	A	B	L
834210070	B	09	0.785	0.565	18.0
834210530	-	09	0.785	0.565	36.0
834220070	-	15	0.935	0.715	18.0
834220530	-	15	0.935	0.715	36.0
834230070	-	21	1.085	0.865	18.0
834230530	-	21	1.085	0.865	36.0
834240070	-	25	1.185	0.965	18.0
834240530	-	25	1.185	0.965	36.0
834250070	-	31	1.335	1.115	18.0
834250530	-	31	1.335	1.115	36.0
834260070	-	37	1.485	1.265	18.0
834260530	-	37	1.485	1.265	36.0

1	BLK	20	W/BLK/BRN
2	BRN	21	W/BLK/RED
3	RED	22	W/BLK/ORG
4	ORG	23	W/BLK/YEL
5	YEL	24	W/BLK/GRN
6	GRN	25	W/BLK/BLU
7	BLU	26	W/BLK/VIO
8	VIO	27	W/BLK/GRY
9	GRY	28	W/BRN/RED
10	WHT	29	W/BRN/ORG
11	W/BLK	30	W/BRN/YEL
12	W/BRN	31	W/BRN/GRN
13	W/RED	32	W/BRN/BLU
14	W/ORG	33	W/BRN/VIO
15	W/YEL	34	W/BRN/GRY
16	W/GRN	35	W/RED/ORG
17	W/BLU	36	W/RED/YEL
18	W/VIO	37	W/RED/GRN
19	W/GRY		

- 5. CONTACT HEIGHTS ARE TO BE PER QA-STD-101
- 4. PERFORMANCE SPECIFICATIONS:
CURRENT RATING: 3A MAX.
INSULATION RESISTANCE: 5000 MΩ MIN.
DWV: 600 VAC; AT 70,000 FT; 150 VAC
TEMPERATURE RATING: 125°C

- 3. MATERIALS:
SHELL: 6061-T6 ALUMINUM PER AMS-QQ-A200/8, CADMIUM PLATED PER AMS-QQ-P-416
INSULATOR: PPS PER MIL-M-24519 GST-40F, COLOR: BLK
SOCKET CONTACTS: C21000 BRASS ALLOY PER ASTM B36, GOLD PLATED PER ASTM B488
WIRE: 26 AWG PER NEMA-HP3-EXBDB, COLOR CODE: PER MIL-STD-681
INTERFACIAL SEAL: FLUOROSILICONE PER MIL-R-25988

- 2. MARKINGS: UMI, UMI PART NO., WORK ORDER NO., AND DATE CODE
- 1. CONNECTOR ASSEMBLY IS IAW MIL-DTL-83513 UNLESS OTHERWISE SPECIFIED

NOTES: UNLESS OTHERWISE SPECIFIED

QUALITY SYMBOLS CRITICAL MAJOR NO SYMBOL = MINOR DIMENSION	UNLESS SPECIFIED: ALL DIMENSIONS IN INCHES/MM GENERAL TOLERANCES: 3 PLACE ±.005 2 PLACE ±.01 ANGULAR ±2° ALL EXTERNAL SPECIFICATIONS REFERENCED ON THIS DRAWING SHALL BE THE LATEST REVISION IN EFFECT Ulti-Mate CAGE CODE 58967	SCALE: 2:1 DWG SIZE: B	THIRD ANGLE PROJECTION	REVISE ON CAD ONLY	
	TITLE: MICRO-D CONNECTOR ASSEMBLY, MRXXS0-26E5-XX.X		DRAWN BY: JD	MATERIAL: 3	ENG PROJECT #: TR1746
	DATE DRAWN: 1/10/23	CAD FILENAME: SD-834210070.slddrw	PART NO.: SEE TABLE	DRAWING NO.: SD-834210070	SHEET NO.: 1 OF 1
	THIS DRAWING CONTAINS INFORMATION THAT IS PROPRIETARY TO ULTI-MATE INCORPORATED AND SHOULD NOT BE USED WITHOUT WRITTEN PERMISSION.				PART REV.: -