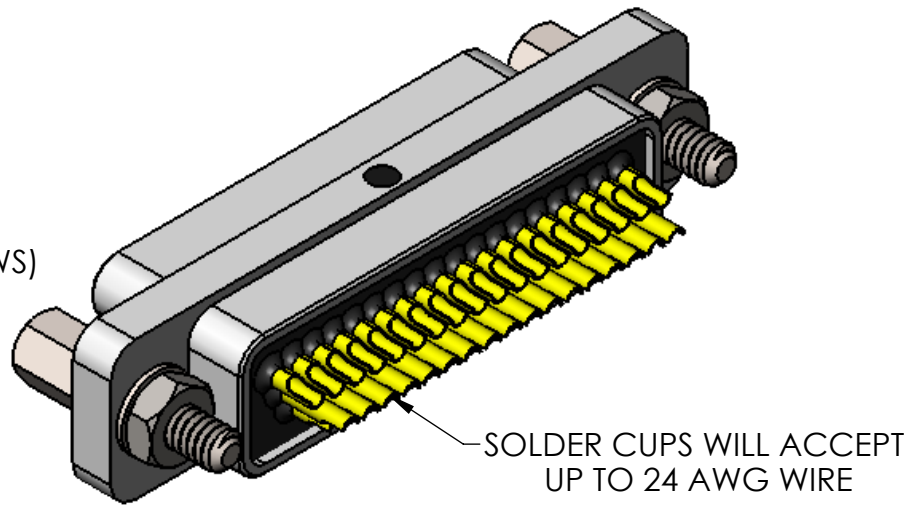
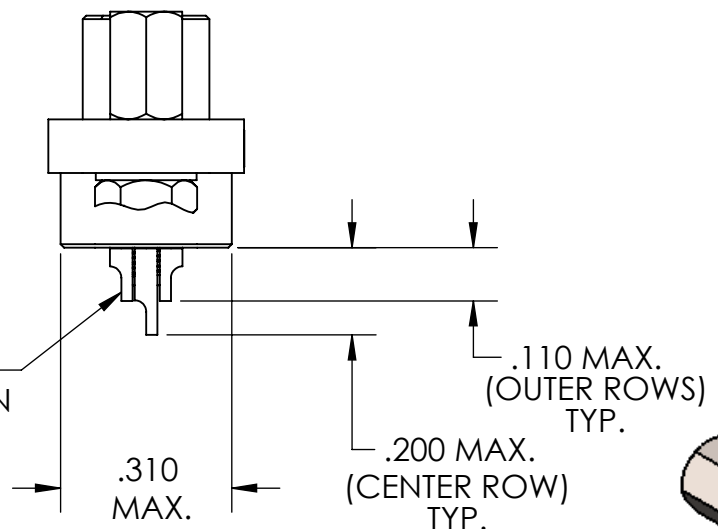
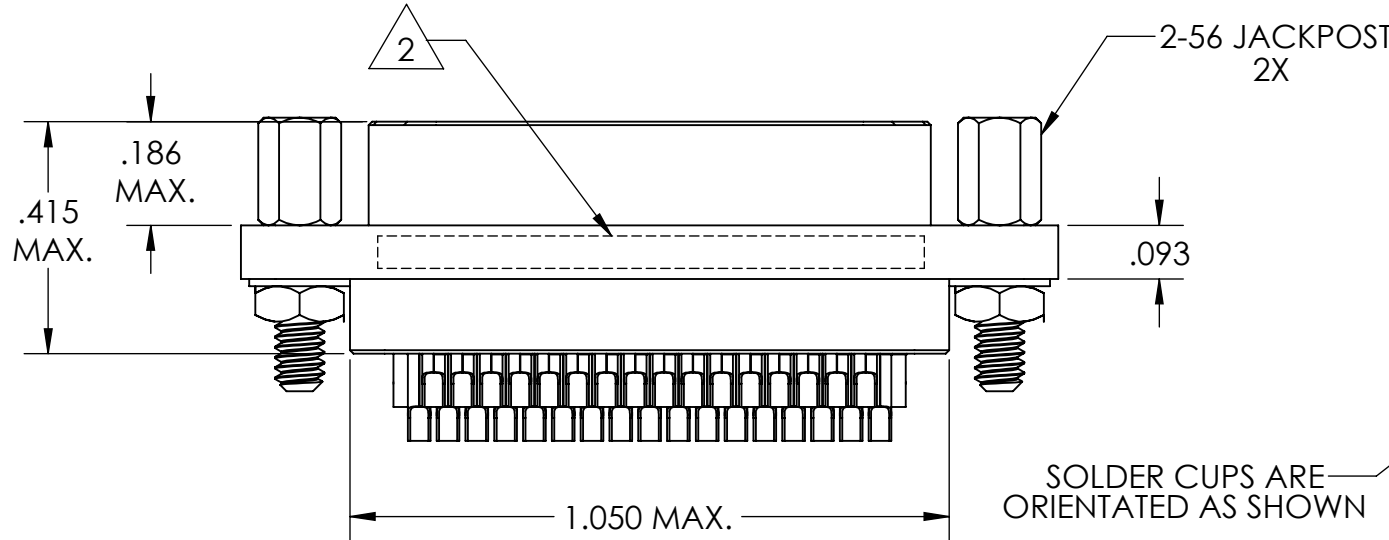
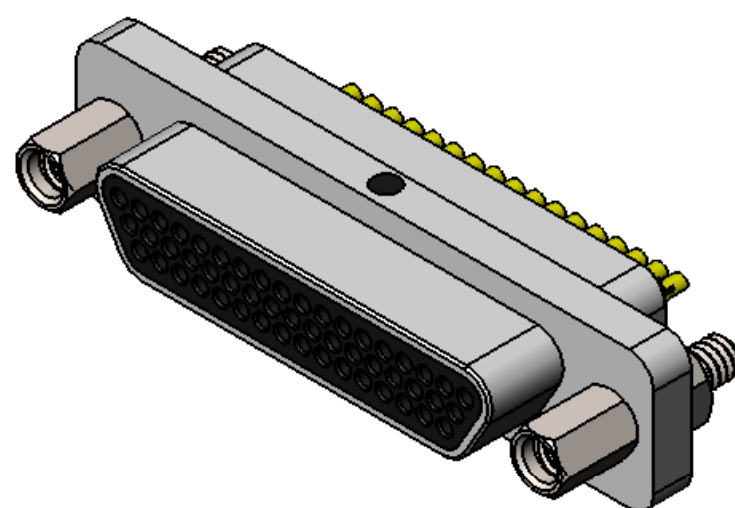
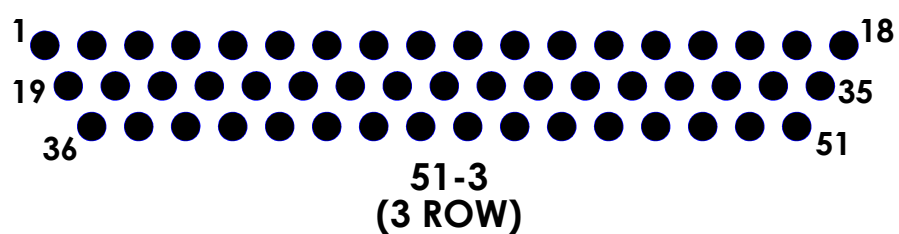
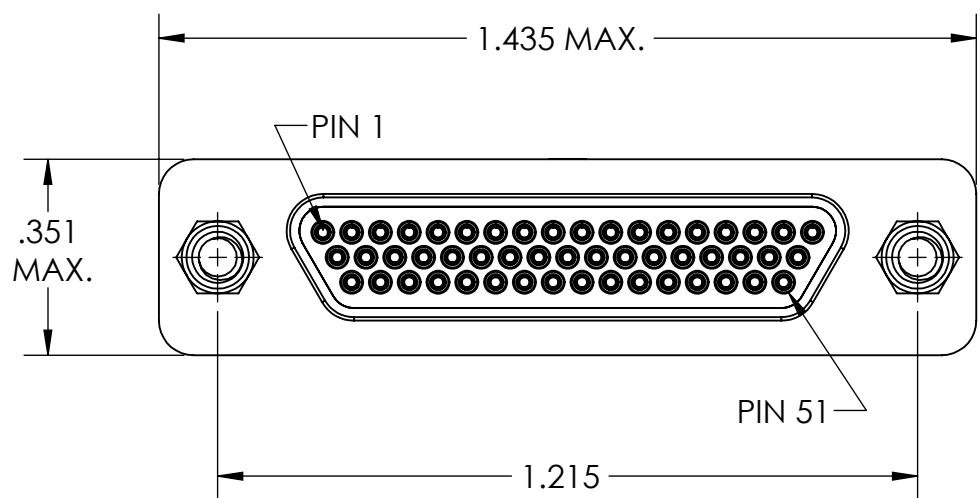


PART REV	DWG ISSUE	DATE	ECN NO.	APPVD BY	REL BY
-	-	10/14/16	UMI6116	DW	DW



4. PERFORMANCE SPECIFICATIONS:
 CURRENT RATING: 3 AMPS MAX.
 DWV: 600 VAC
 TEMPERATURE RATING: 125° C

3 MATERIALS:
 SHELL: 6061-T6 ALUMINUM PER AMS-QQ-A200/8, NICKEL PLATED PER AMS 2404
 INSULATOR: PPS PER MIL-M-24519 GST-40F, COLOR: BLACK
 PIN CONTACTS: C17200 BERYLLIUM COPPER ALLOY PER ASTM B194, GOLD PLATED PER ASTM B488
 HARDWARE: PASSIVATED STAINLESS STEEL IAW MIL-DTL-83513/5

2 MARKING: "UMI", DATE CODE, UMI PART NUMBER, UMI WORK ORDER NUMBER

1. CONNECTOR ASSEMBLY IS IAW MIL-DTL-83513 UNLESS OTHERWISE SPECIFIED.

NOTES: UNLESS OTHERWISE SPECIFIED.

QUALITY SYMBOLS CRITICAL MAJOR NO SYMBOLS = MINOR DIMENSIONS	UNLESS OTHERWISE SPECIFIED: ALL DIMENSIONS ARE IN INCHES	SCALE 3:1	DWG SIZE B	THIRD ANGLE PROJECTION	REVISE ON CAD ONLY		
	GENERAL TOLERANCES: 3 PLACES ±.005 2 PLACES ±.01 ANGULAR ±2°	DRAWN BY & DATE DU 10/14/16		TITLE: MICRO-D SOLDER CUP CONNECTOR, PLUG, SIZE 51-3, JACKPOSTS, SOLDER CUP ACCEPTS 24 AWG WIRE			
		CHECKED BY & DATE DW 10/14/16		MATERIAL: 3	ENG PROJECT #: NONE		
		APPROVED BY & DATE DW 10/14/16		PART NO. 834171007	DRAWING NO. SD-834171007		
	ULTI-MATE CAGE CODE 58967	CAD FILE NAME SD-834171007.SLDDRW	THIS DRAWING CONTAINS INFORMATION THAT IS PROPRIETARY TO ULTI-MATE INCORPORATED AND SHOULD NOT BE USED WITHOUT WRITTEN PERMISSION.			PART REV. -	