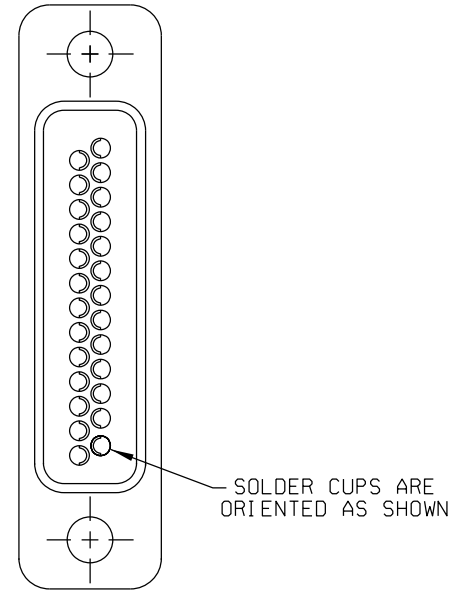
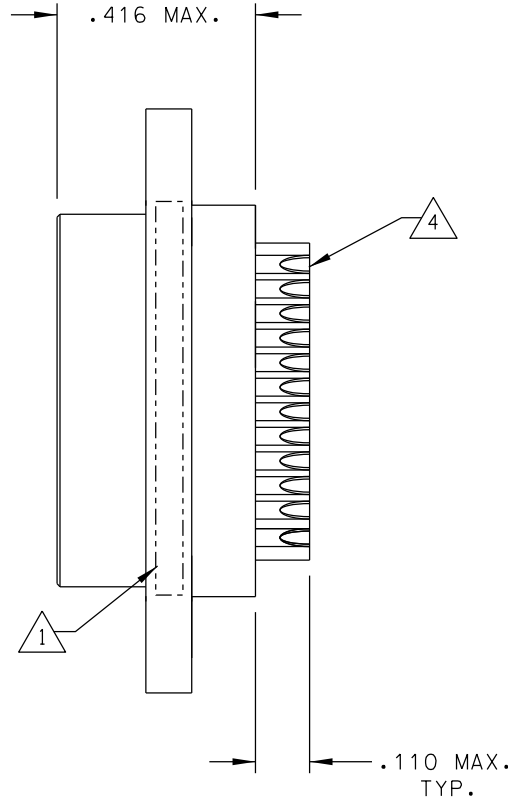
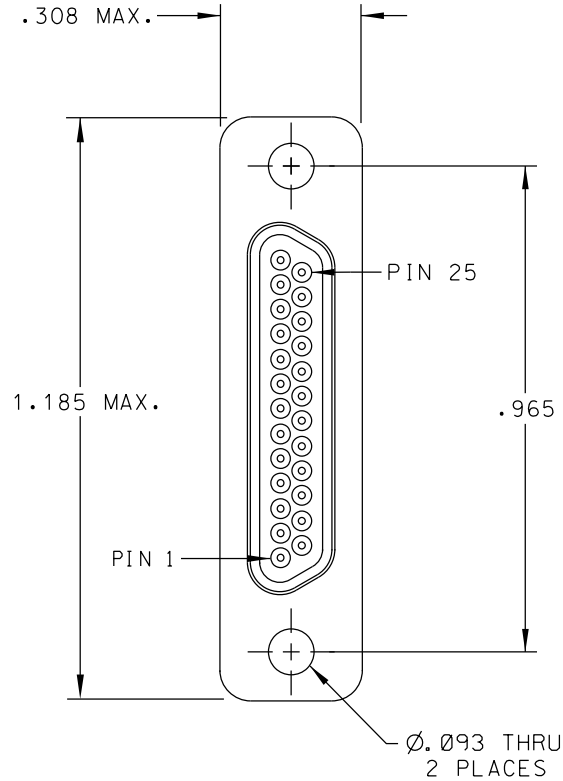


PART REV	DWG ISSUE	DATE	ECN NO.	APPVD BY	REL BY
-	-	3-13-14	UMI 5267	DW	DW



4 SOLDER CUPS WILL ACCEPT UP TO 24 AWG WIRE

3. PERFORMANCE SPECIFICATIONS:
 CURRENT RATING: 3 AMPS MAX.
 INSULATION RESISTANCE: 5000 MEGOHMS MIN.
 DWV: 600 VAC;
 TEMPERATURE RATING: 125° C

2 MATERIALS:
 SHELL: 6061-T6 ALUMINUM PER AMS-QQ-A200/8, CADMIUM PLATED PER AMS-QQ-P-416
 INSULATOR: PPS PER MIL-M-24519 GST-40F, COLOR: BLACK
 PIN CONTACTS/SOLDER CUPS: C17200 BERYLLIUM COPPER PER ASTM B194,
 GOLD PLATED PER ASTM B488

1 MARKING: UMI, DATE CODE, UMI P/N.

NOTES: UNLESS OTHERWISE SPECIFIED

QUALITY SYMBOLS	UNLESS SPECIFIED: ALL DIMENSIONS IN INCHES	SCALE NONE	DWG SIZE B	THIRD ANGLE PROJECTION	REVISE ON CAD ONLY
CRITICAL	GENERAL TOLERANCES: 3 PLACE ±.005 2 PLACE ±.01 ANGULAR ±2°	DRAWN BY & DATE DW 3-13-14	CHECKED BY & DATE SEE ECN	TITLE: MICRO-D PLUG (PINS), SIZE 25, SOLDER CUP CONTACTS, MR25N0	
SPL/MAJOR	ALL EXTERNAL SPECIFICATIONS REFERENCED ON THIS DRAWING SHALL BE TO THE LATEST REVISION IN EFFECT	APPROVED BY & DATE SEE ECN	CAD FILENAME SD-834140000.DGN	PART NO. 834140000	DRAWING NO. SD-834140000
KEY	Ulti-Mate CAGE CODE 58967	THIS DRAWING CONTAINS INFORMATION THAT IS PROPRIETARY TO ULTI-MATE INCORPORATED AND SHOULD NOT BE USED WITHOUT WRITTEN PERMISSION.			SHEET NO. 1 OF 1

Ulti-Mate
Connector Inc.