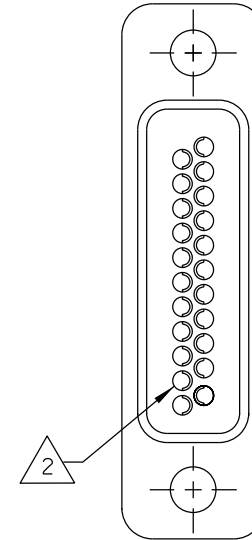
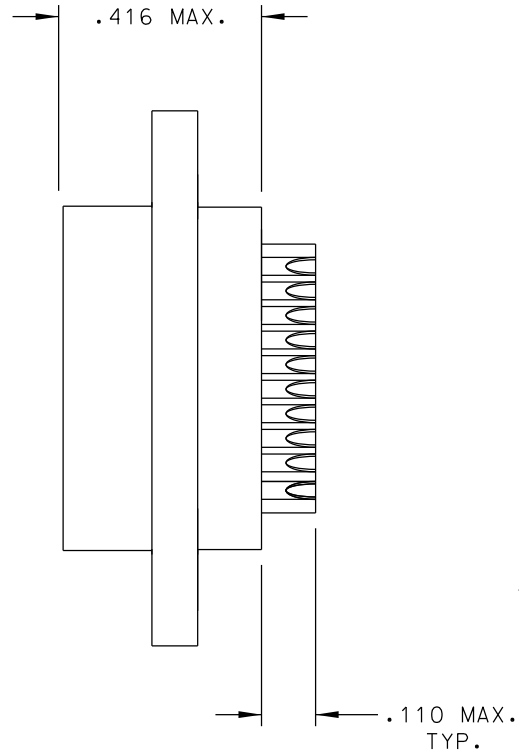
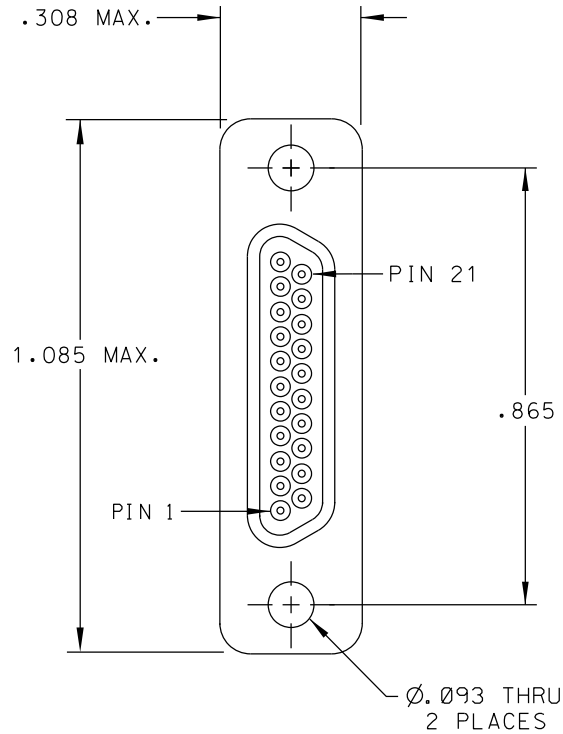


PART REV	DWG ISSUE	DATE	ECN NO.	APPVD BY	REL BY
-	-	7-8-13	UMI 5019	DW	DW



4 MATERIALS:
 SHELL: 6061-T6 ALUMINUM PER AMS-QQ-A200/8, CADMIUM PLATED PER AMS-QQ-P-416
 INSULATOR: PPS PER MIL-M-24519 GST-40F, COLOR: BLACK
 PIN CONTACTS/SOLDER CUPS: C17200 BERYLLIUM COPPER PER ASTM B194,
 GOLD PLATED PER ASTM B488

3. PERFORMANCE SPECIFICATIONS:
 CURRENT RATING: 3 AMPS MAX.
 INSULATION RESISTANCE: 5000 MEGOHMS MIN.
 DWV: 600 VAC;
 TEMPERATURE RATING: 125°C
 CONTACT RESISTANCE: 8 MILLIOHMS MAX AT 2.5 AMPS
 2 SOLDER CUPS ARE ORIENTED AS SHOWN.

1. MARKING: UMI, DATE CODE, UMI P/N.

NOTES: UNLESS OTHERWISE SPECIFIED

QUALITY SYMBOLS CRITICAL MAJOR NO SYMBOL - MINOR DIMENSION	UNLESS SPECIFIED: ALL DIMENSIONS IN INCHES	SCALE NONE	DWG SIZE B	THIRD ANGLE PROJECTION	REVISE ON CAD ONLY
	GENERAL TOLERANCES: 3 PLACE ±.005 2 PLACE ±.01 ANGULAR ±2°	DRAWN BY & DATE DW 7-8-13	TITLE: CONNECTOR ASSEMBLY, MR21NO		
	Uti-Mate CAGE CODE 58967	CHECKED BY & DATE SEE ECN	MATERIAL: 4 Uti-Mate Connector Inc.		
		APPROVED BY & DATE SEE ECN	CAD FILENAME SD-834130000.DGN	PART NO. 834130000	DRAWING NO. SD-834130000
THIS DRAWING CONTAINS INFORMATION THAT IS PROPRIETARY TO ULTI-MATE INCORPORATED AND SHOULD NOT BE USED WITHOUT WRITTEN PERMISSION.					