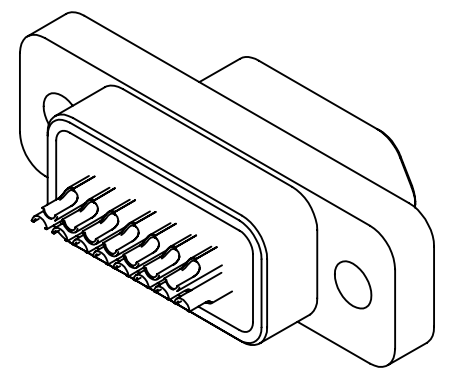
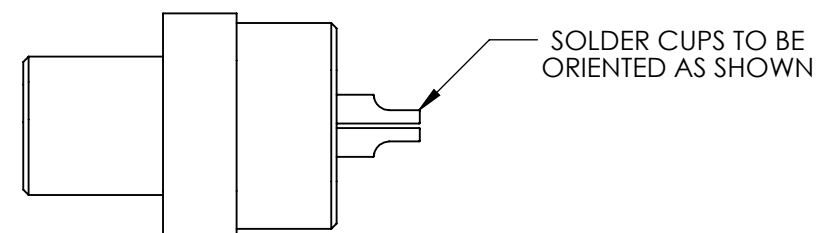
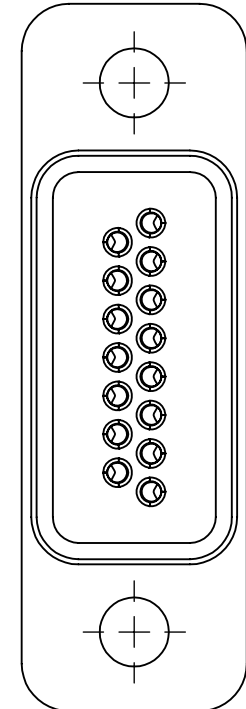
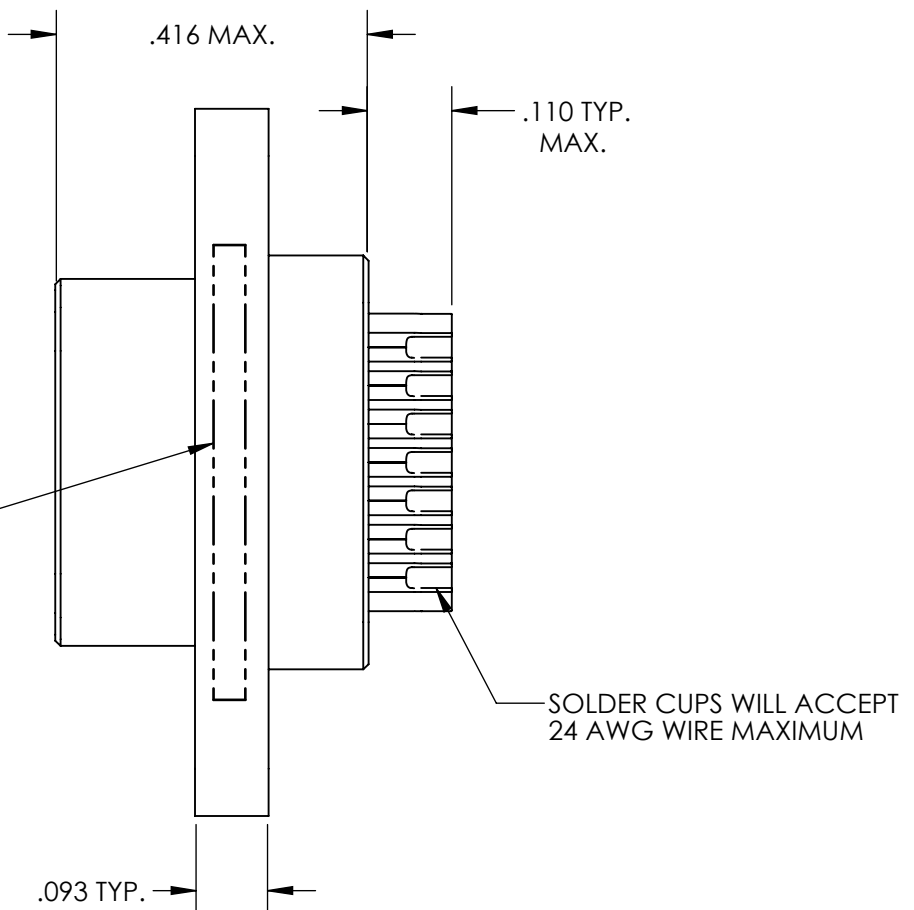
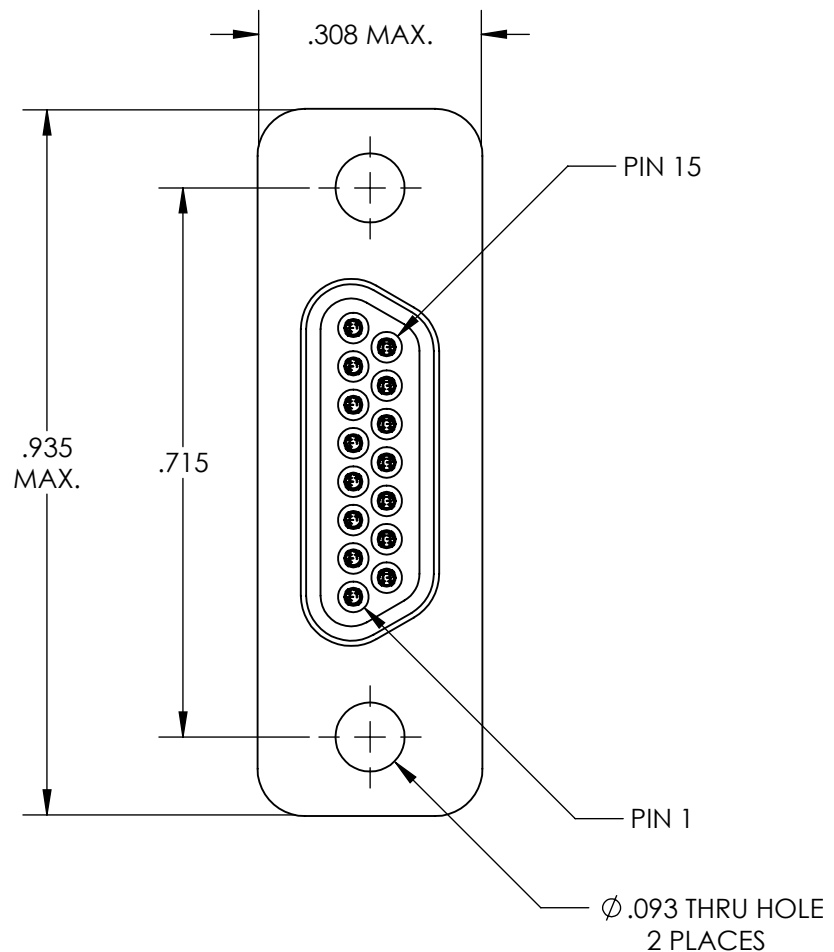


REVISIONS

PART REV.	DWG. ISSUE	DATE	ECN NO.	APPVD. BY	REL. BY
-	-	09/18/2013	UMI5105	DW	DW

F  
E  
D  
C  
B  
A



4. PERFORMANCE SPECIFICATIONS:  
 CURRENT RATING: 3A MAX.  
 INSULATION RESISTANCE: 5000 MΩ MIN.  
 DWV: 600 VAC  
 TEMPERATURE RATING: 125°C

3 MATERIALS:  
 SHELL: 6061-T6 ALUMINUM PER AMS-QQ-A200/8, CADMIUM PLATED PER AMS-QQ-P-416  
 INSULATOR: PPS PER MIL-M-24519 GST-40F, COLOR: BLK  
 PIN CONTACTS: C17200 BERYLLIUM COPPER PER ASTM B194, GOLD PLATED PER ASTM B488

2 MARKINGS: UMI, UMI PART NO., AND DATE CODE  
 1. CONNECTOR ASSEMBLY IS IAW MIL-DTL-83513 UNLESS OTHERWISE SPECIFIED

**NOTES: UNLESS OTHERWISE SPECIFIED**

QUALITY SYMBOLS CRITICAL  MAJOR  NO SYMBOL = MINOR DIMENSION	<b>UNLESS SPECIFIED:</b> ALL DIMENSIONS IN INCHES GENERAL TOLERANCES: 3 PLACE ±.005 2 PLACE ±.01 ANGULAR ±2° ALL EXTERNAL SPECIFICATIONS REFERENCED ON THIS DRAWING SHALL BE THE LATEST REVISION IN EFFECT Ulti-Mate CAGE CODE <b>58967</b>	SCALE <b>4:1</b> DWG SIZE <b>B</b>	 THIRD ANGLE PROJECTION	<b>REVISE ON CAD ONLY</b>		
	DRAWN BY & DATE JB 09/18/2013 CHECKED BY & DATE DW 9-23-13 APPROVED BY & DATE DW 9-23-13	TITLE <b>MICRO-D CONNECTOR,          SOLDER CUP, PLUG, SIZE 15          MR15N0</b>		MATERIAL 3	ENG PROJECT #	
	CAD FILENAME SD-834120000.slddrw	PART NO. 834120000	DRAWING NO. SD-834120000	SHEET NO. <b>1 OF 1</b>	THIS DRAWING CONTAINS INFORMATION THAT IS PROPRIETARY TO ULTI-MATE INCORPORATED AND SHOULD NOT BE USED WITHOUT WRITTEN PERMISSION.	
					PART REV. -	