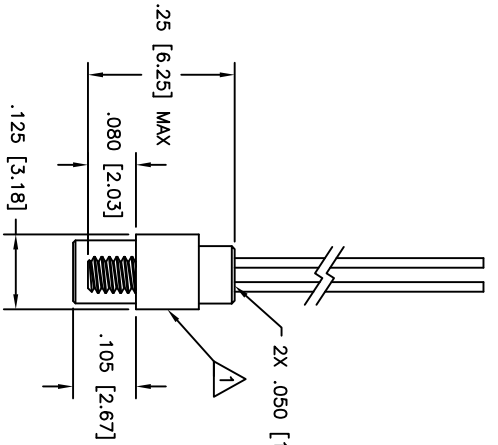
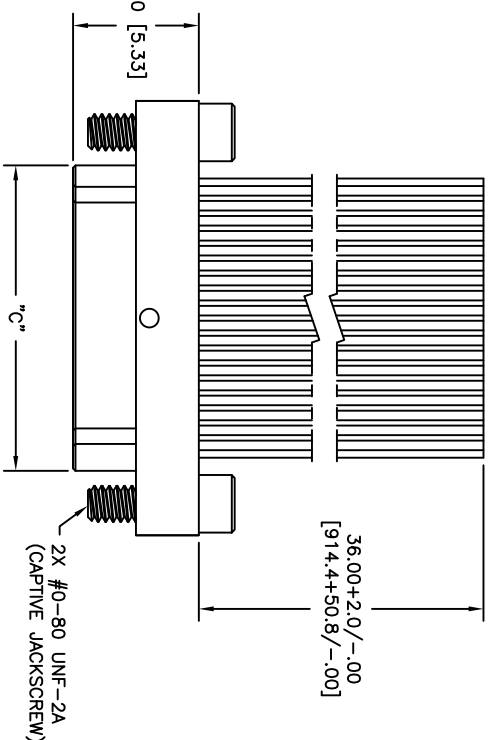


PART DWG	DATE	ECN NO.	APPD BY	REL BY
REV	ISSUE	UMI7762	TPOWBART	PER
-	06/20/21			

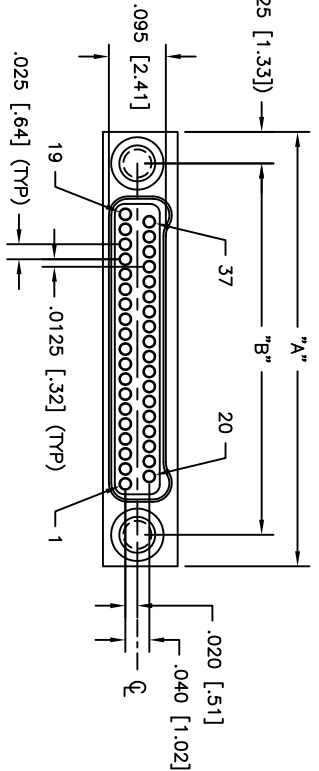
WIRING COLOR CODE

- 1, 11, 21, 31, 41, 51, 61 — BLACK
- 2, 12, 22, 32, 42, 52, 62 — BROWN
- 3, 13, 23, 33, 43, 53, 63 — RED
- 4, 14, 24, 34, 44, 54, 64 — ORANGE
- 5, 15, 25, 35, 45, 55, 65 — YELLOW
- 6, 16, 26, 36, 46, 56 — GREEN
- 7, 17, 27, 37, 47, 57 — BLUE
- 8, 18, 28, 38, 48, 58 — VIOLET
- 9, 19, 29, 39, 49, 59 — GRAY
- 10, 20, 30, 40, 50, 60 — WHITE



WIRE DIAGRAM REPRESENTS LARGEST SIZE IN PART NO. TABLE

PART NO.	SIZE	"A"	"B"	"C"
833311232	9	.375 [9.52]	.270 [6.86]	.160 [4.06]
833321232	15	.450 [11.43]	.345 [8.76]	.235 [5.97]
833331232	21	.525 [13.33]	.420 [10.67]	.310 [7.87]
833341232	25	.575 [14.60]	.470 [11.94]	.360 [9.14]
833351232	31	.650 [16.51]	.545 [13.84]	.435 [11.05]
833361232	37	.725 [18.41]	.620 [15.75]	.510 [12.95]
833371232	51	.900 [22.86]	.795 [20.19]	.685 [17.40]
833381232	65	1.075 [27.30]	.970 [24.64]	.860 [21.84]



3. PERFORMANCE: MEETS OR EXCEEDS M32139 PERFORMANCE SPECIFICATIONS
 CONTACT RATING: 1 AMPERE MAXIMUM
 DWM: 250 VAC
 INSULATION RESISTANCE: 5000 MEGOHMS MINIMUM @ 100 VDC
 CONTACT RESISTANCE: 0.071 VOLT MAXIMUM DROP @ 1.0 AMPS (.071 OHMS)
 W/6.00" OF WIRE LISTED BELOW, PER MIL-DTL-32139

3. INTERMATEABILITY: INTERFACE DIMENSIONS PER MIL-DTL-32139
 2. MATERIALS: SHELL: ALUMINUM 6061-T6, ELECTROLESS NICKEL PLATED PER AMS2404
 INSULATOR: LCP (LIQUID CRYSTAL POLYMER) GICP-30F
 CONTACT: BERYLLIUM COPPER PER ASTM B194, GOLD PLATED PER ASTM B488
 LEADS: 30 AWG, SAE-AS22759/33, COLOR CODED PER MIL-DTL-681, SYSTEM 1,
 EXCEPT USING 10 SOLID REPEATING COLORS

1. MARKINGS: UMI, UMI P/N, DATE CODE & W/O NO. AS SPACE PERMITS OTHERWISE ON BAG OR TAG
 NOTES: UNLESS OTHERWISE SPECIFIED

QUALITY SYMBOLS	UNLESS SPECIFIED, ALL DIMENSIONS IN INCHES	SCALE	DWG SIZE	THIRD ANGLE PROJECTION	REVISE ON CAD ONLY
MAJOR =	GENERAL TOLERANCES:	5:1	B		
CRITICAL =	3 PLACE ±.005	DRAWN BY & DATE	02-17-16	TITLE	NANO-D DUAL ROW CONNECTOR
C =	2 PLACE ±.010	CHECKED BY & DATE		MATERIAL	MALE, SIZE XX, NMLXX-2P02-30Y6-36.0 S01
SPC =	ANGULAR ±2°	APPROVED BY & DATE			
UTI-Mate	58967	CAD FILENAME	SD-833361232.DWG	PART NO.	SD-833361232
		THIS DRAWING CONTAINS INFORMATION THAT IS PROPRIETARY TO UTI-MATE		DRAWING NO.	SD-833361232
		INCORPORATED AND SHOULD NOT BE USED WITHOUT WRITTEN PERMISSION		SHEET NO.	1 OF 1
				PART REV	