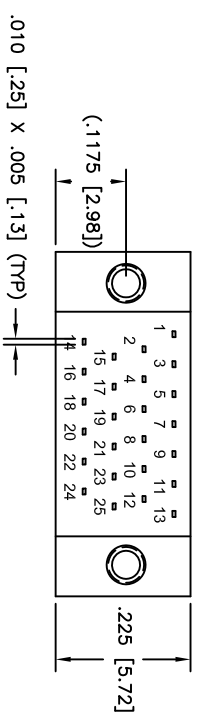
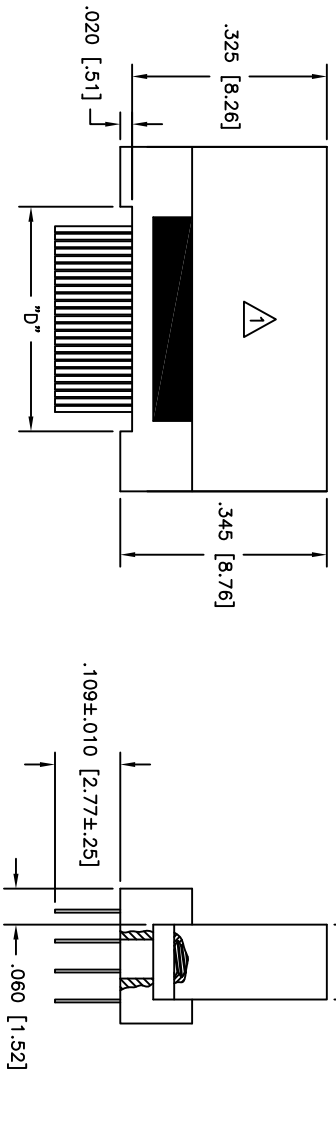
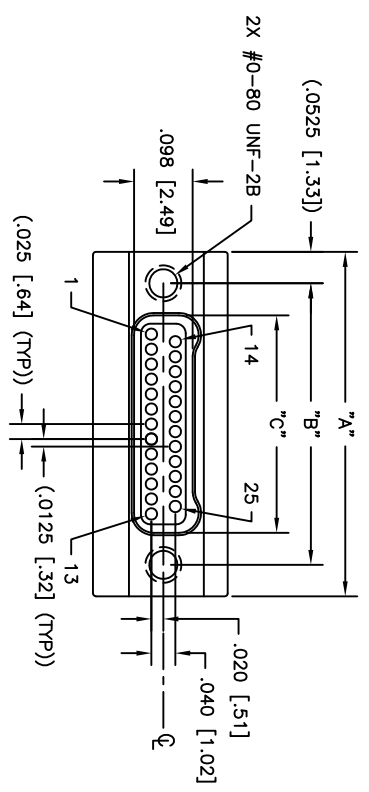


PART DWG	REV	DATE	ECN NO.	APPROV BY	REL BY
-	-	07/29/14	UMI5380	T.POMBART	PER
A	A	07/28/15	UMI5780	T.POMBART	PER



3. PERFORMANCE: MEETS OR EXCEEDS M32139 PERFORMANCE SPECIFICATIONS
 CONTACT RATING: 1 AMPERE MAXIMUM
 DMV: 250 VAC
 INSULATION RESISTANCE: 5000 MEGOHMS MINIMUM @ 100 VDC
 CONTACT RESISTANCE: 0.021 VOLT MAXIMUM DROP @ 1.0 AMPS (.021 OHMS)

2. MATERIALS: SHELL: ALUMINUM 6061-T6, ELECTROLESS NICKEL PLATED PER SAE AMS2404
 INSULATOR: LCP (LIQUID CRYSTAL POLYMER) GLCP-30F
 CONTACT: BERYLLIUM COPPER PER ASTM B194, GOLD PLATED PER ASTM B488
 BACKSHELL: PPS PER MIL-M-24519 GST-40F
 LEADS: Sn/Pb PLATED

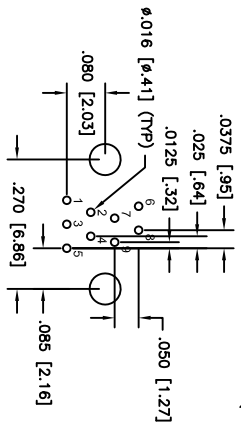
1. MARKINGS: UMI, DATE CODE, UMI P/N AS SPACE PERMITS, OTHERWISE BAG OR TAG
 NOTES: UNLESS OTHERWISE SPECIFIED

PART NO.	SIZE	"A"	"B"	"C"	"D"
832411617	9	.375 [9.52]	.270 [6.86]	.163 [4.06]	.175 [4.44]
832421617	15	.450 [11.43]	.345 [8.76]	.238 [5.97]	.250 [6.35]
832431617	21	.525 [13.33]	.420 [10.67]	.313 [7.87]	.325 [8.25]
832441617	25	.575 [14.60]	.470 [11.94]	.363 [9.14]	.375 [9.52]
832451617	31	.650 [16.51]	.545 [13.84]	.438 [11.05]	.450 [11.43]
832461617	37	.725 [18.41]	.620 [15.75]	.513 [12.95]	.525 [13.33]
832471617	51	.900 [22.86]	.795 [20.19]	.688 [17.40]	.700 [17.78]
832481617	65	1.075 [27.30]	.970 [24.64]	.863 [21.84]	.875 [22.22]

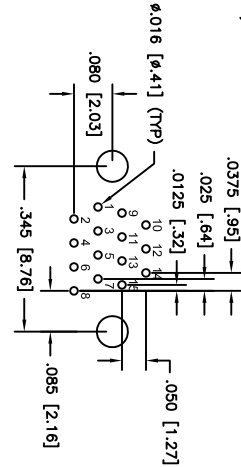
QUALITY SYMBOLS	UNLESS SPECIFIED, ALL DIMENSIONS IN INCHES	SCALE	DWG SIZE	THIRD ANGLE PROJECTION	REVISE ON CAD ONLY
MAJOR =	GENERAL TOLERANCES:	DRAWN BY & DATE	B		
CRITICAL =	3 PLACE ±.005	UMI 03-09-10		TITLE	NANO-D DUAL ROW CONNECTOR
C =	2 PLACE ±.010	CHECKED BY & DATE		FEMALE, SIZE XX, CMM6LXX-2S071-S01	
S =	ANGULAR ±2°	APPROVED BY & DATE		MATERIAL	
SPC		SEE ECN			
U++-MATE		SEE ECN			
CAGE CODE		CAD FILENAME		PART NO.	DRAWING NO.
58967		SD-832461617.DWG		SEE "TAB BLOCK"	SD-832461617
		THIS DRAWING CONTAINS INFORMATION THAT IS PROPRIETARY TO ULTI-MATE INCORPORATED AND SHOULD NOT BE USED WITHOUT WRITTEN PERMISSION			
				SHEET NO.	1 OF 2
				REV	A

RECOMMENDED PC BOARD LAYOUT
(COMPONENT SIDE)

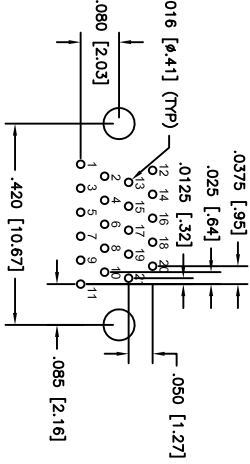
PART/DWG	REV	DATE	ECN NO.	APP'D BY	REL BY
A	-	07/29/14	UMI5380	T.POMBERT	PER
A	A	10/28/15	UMI5780	T.POMBERT	PER



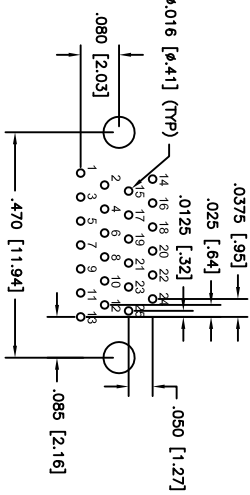
9 CONTACTS



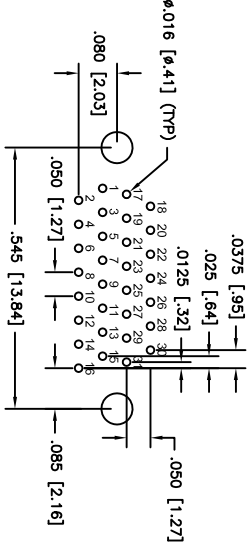
15 CONTACTS



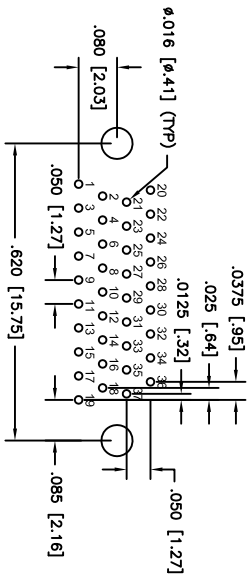
21 CONTACTS



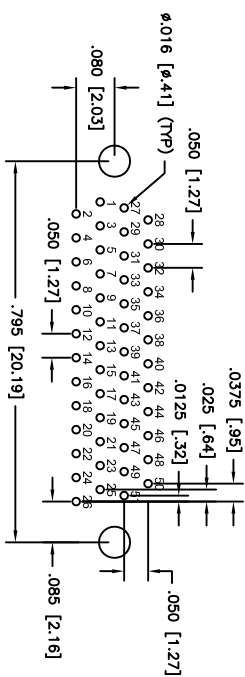
25 CONTACTS



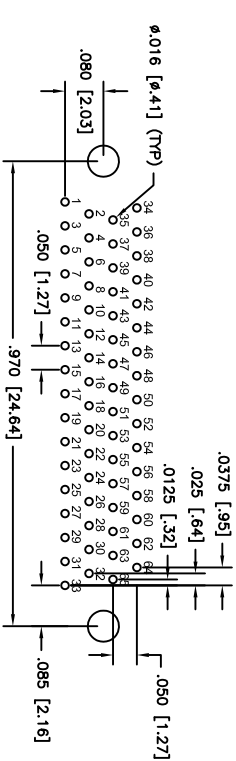
31 CONTACTS



37 CONTACTS



51 CONTACTS



65 CONTACTS

3. PERFORMANCE: MEETS OR EXCEEDS M32139 PERFORMANCE SPECIFICATIONS
 CONTACT RATING: 1 AMPERE MAXIMUM
 DWV: 250 VAC
 INSULATION RESISTANCE: 5000 MEGOHMS MINIMUM @ 100 VDC
 CONTACT RESISTANCE: 0.021 VOLT MAXIMUM DROP @ 1.0 AMPS (.021 OHMS)

2. MATERIALS: SHELL: ALUMINUM 6061-T6, ELECTROLESS NICKEL PLATED PER SAE AMS2404
 INSULATOR: LCP (LIQUID CRYSTAL POLYMER) GLCP-30F
 CONTACT: BERYLLIUM COPPER PER ASTM B194, GOLD PLATED PER ASTM B488
 LEADS: Sn/Pb PLATED
 BACKSHELL: PPS PER MIL-M-24519 GST-40F

1. MARKINGS: UMI, DATE CODE, UMI P/N AS SPACE PERMITS, OTHERWISE BAG OR TAG
 NOTES: UNLESS OTHERWISE SPECIFIED

QUALITY SYMBOLS	UNLESS SPECIFIED, ALL DIMENSIONS IN INCHES	SCALE	DWG SIZE	THIRD ANGLE PROJECTION	REVISE ON CAD ONLY
MAJOR =	GENERAL TOLERANCES:	5:1	B	☉	
CRITICAL =	3 PLACE ±.005	DRAWN BY & DATE			
C =	2 PLACE ±.010	UMI 03-09-10			
	ANGULAR ±2°	CHECKED BY & DATE			
		APPROVED BY & DATE			
		SEE ECN			
		CAD FILENAME			
		SD-832461617.DWG			
		PART NO.			
		SEE "TAB BLOCK"			
		SD-832461617			
		DRAWING NO.			
		Uti-M			
		Connector Inc.			
		SHEET NO.			
		2 OF 2			
		REV			
		A			