PART REV	DWG ISSUE	DATE	ECN NO.	APPVD BY	REL BY
–	–	08/24/17	UMI6485	T.POMBART	PER
A	A	11/06/17	UMI6548	T.POMBART	PER

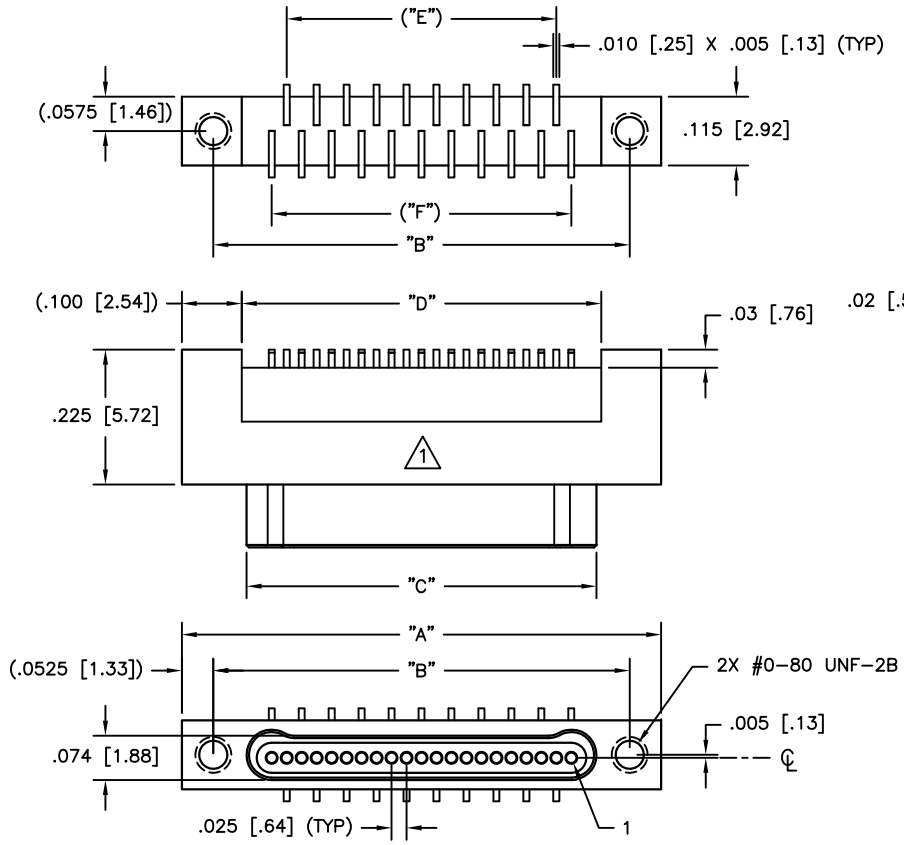

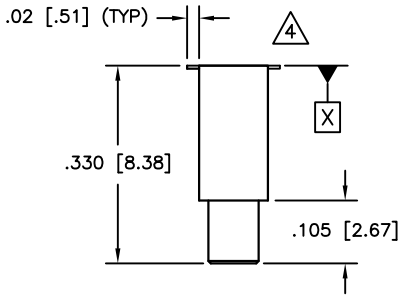

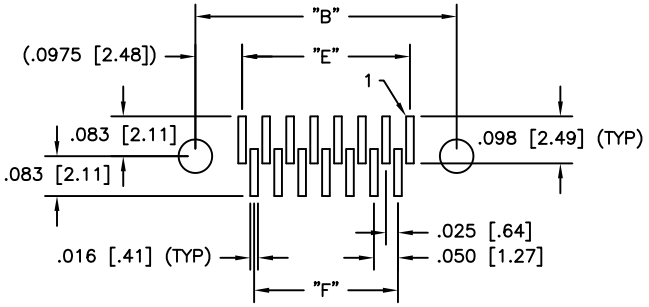

RECOMMENDED PC BOARD LAYOUT
(COMPONENT SIDE)
SCALE 4:1

PART NO.	SIZE	"A"	"B"	"C"	"D"	"E"	"F"
832116317	9	.500 [12.70]	.395 [10.03]	.284 [7.21]	.300 [7.62]	.200 [5.08]	.150 [3.81]
832126317	15	.650 [16.51]	.545 [13.84]	.434 [11.02]	.450 [11.43]	.350 [8.89]	.300 [7.62]
832136317	21	.800 [20.32]	.695 [17.65]	.584 [14.83]	.600 [15.24]	.500 [12.70]	.450 [11.43]
832146317	25	.900 [22.86]	.795 [20.19]	.684 [17.37]	.700 [17.78]	.600 [15.24]	.550 [13.97]
832156317	31	1.050 [26.67]	.945 [24.00]	.834 [21.18]	.850 [21.59]	.750 [19.05]	.700 [17.78]
832166317	37	1.200 [30.48]	1.095 [27.81]	.984 [24.99]	1.000 [25.40]	.900 [22.86]	.850 [21.59]
832176317	51	1.550 [39.37]	1.445 [36.70]	1.334 [33.88]	1.350 [34.29]	1.250 [31.75]	1.200 [30.48]

4. LEAD TOLERANCE: LOWEST LEAD TO BE CO-PLANAR WITHIN +.001/-.003 FROM SURFACE "X" THEN ALL LEADS TO BE WITHIN +.005 FROM LOWEST LEAD

3. PERFORMANCE: MEETS OR EXCEEDS M32139 PERFORMANCE SPECIFICATIONS
CONTACT RATING: 1 AMPERE MAXIMUM
DWV: 250 VAC
INSULATION RESISTANCE: 5000 MEGOHMS MINIMUM @ 100 VDC
CONTACT RESISTANCE: 0.021 VOLT MAXIMUM DROP @ 1.0 AMPS (.021 OHMS)

2. MATERIALS: SHELL: 300 SERIES STAINLESS STEEL, PASSIVATED PER AMS2700
INSULATOR: LCP (LIQUID CRYSTAL POLYMER) GLCP-30F
CONTACT: BERYLLIUM COPPER PER ASTM B194, GOLD PLATED PER ASTM B488
LEADS: SN/PB PLATED

1. MARKINGS: UMI, UMI P/N, DATE CODE & W/O NO. AS SPACE PERMITS OTHERWISE ON BAG OR TAG

NOTES: UNLESS OTHERWISE SPECIFIED

QUALITY SYMBOLS
MAJOR ▼ =
CRITICAL (C) =
SPC (S) =

UNLESS SPECIFIED:
ALL DIMENSIONS IN INCHES
GENERAL TOLERANCES:
3 PLACE ±.005
2 PLACE ±.010
ANGULAR ±2°

Ulti-Mate CAGE CODE
58967

SCALE 5:1 | DWG SIZE B | THIRD ANGLE PROJECTION | REVISE ON CAD ONLY

DRAWN BY & DATE: UMI 08-21-17
CHECKED BY & DATE: SEE ECN
APPROVED BY & DATE: SEE ECN

TITLE: NANO-D SINGLE ROW CONNECTOR
MALE, SIZE XX, CNM26LXX-1P071-S09

MATERIAL: 2

Ulti-Mate Connector Inc.

CAD FILENAME: SD-832136317.DWG
PART NO.: SEE "TAB BLOCK"
DRAWING NO.: SD-832136317
SHEET NO.: 1 OF 1

THIS DRAWING CONTAINS INFORMATION THAT IS PROPRIETARY TO ULTI-MATE INCORPORATED AND SHOULD NOT BE USED WITHOUT WRITTEN PERMISSION.

PART REV A