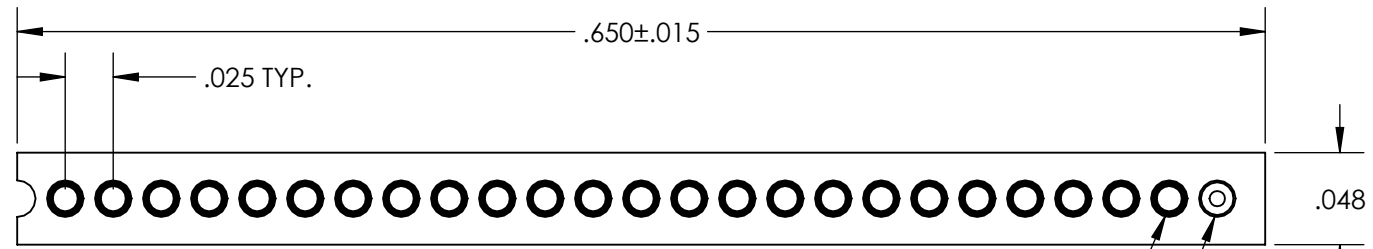
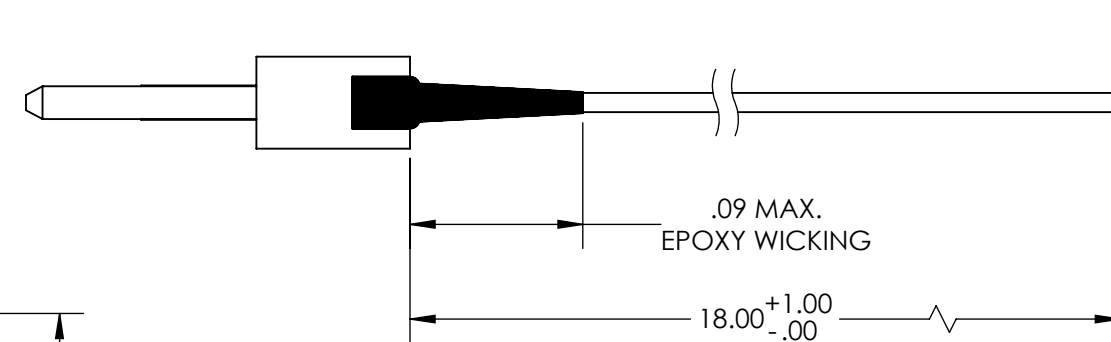


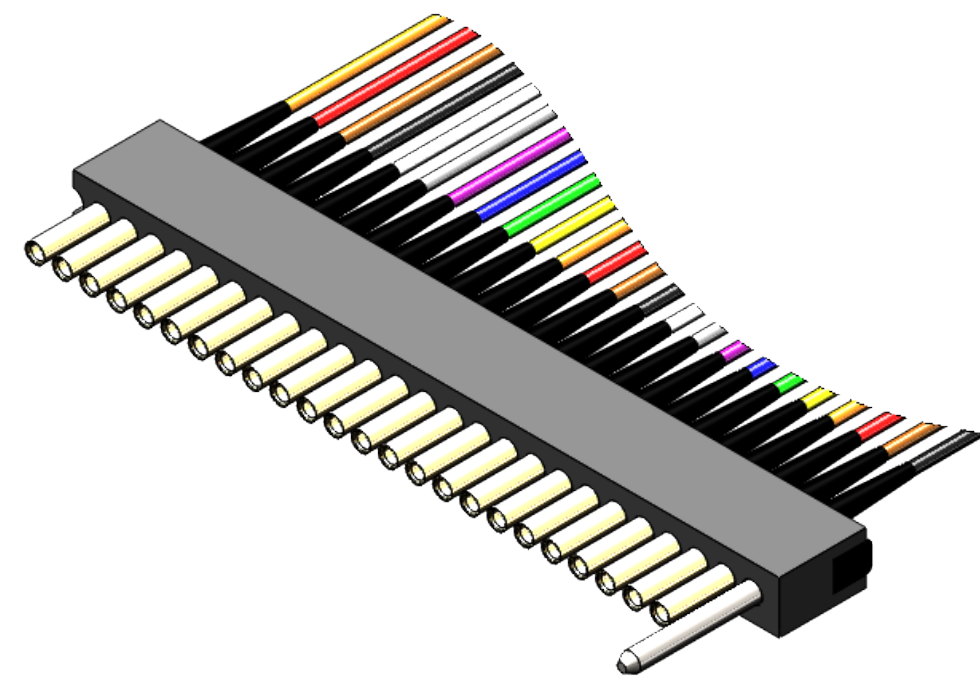
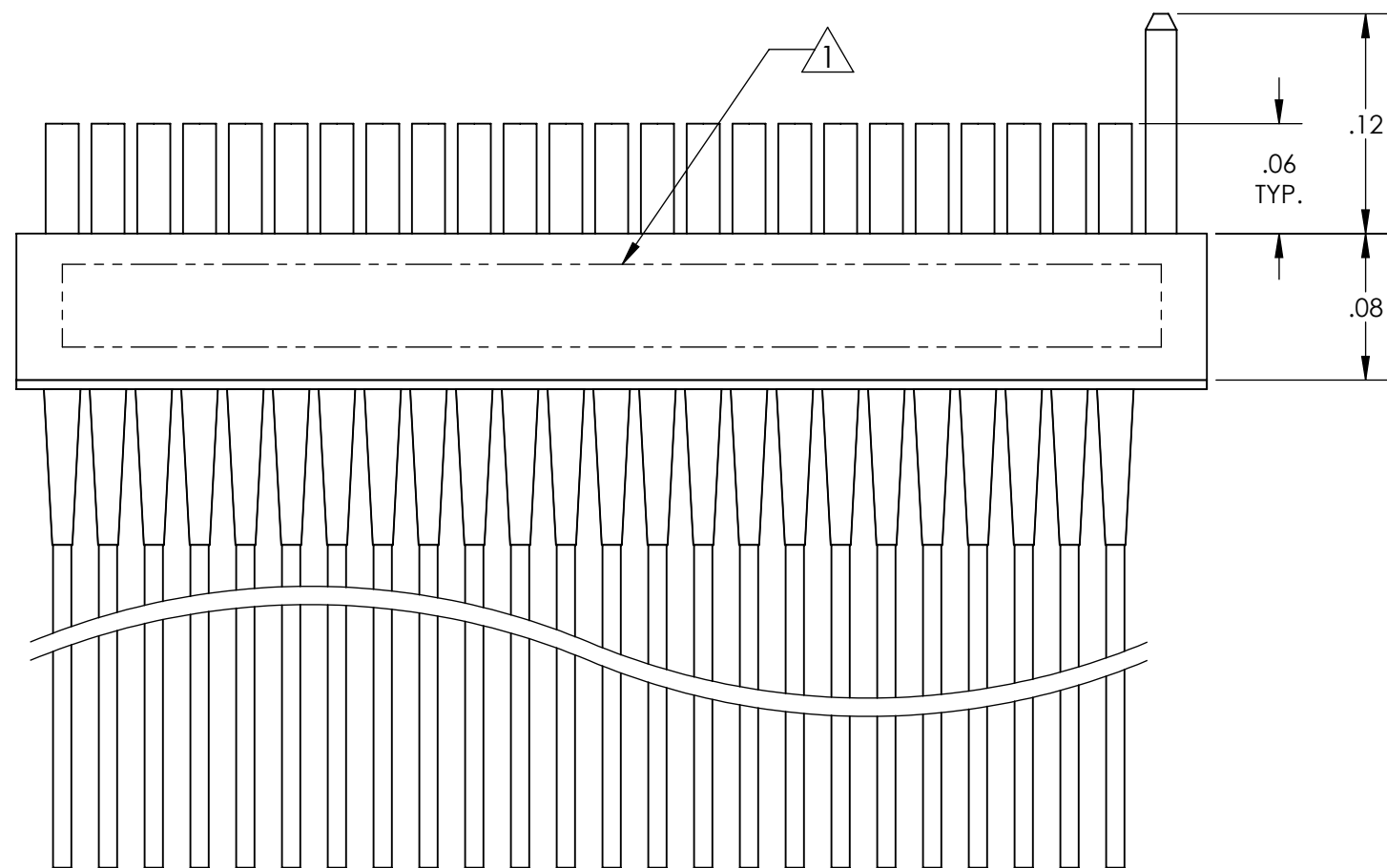
REVISIONS					
PART REV.	DWG. ISSUE	DATE	ECN NO.	APPVD. BY	REL. BY
-	-	5/29/2020	UMI7488	JA	DW



SKT 1  
GUIDE PIN



GUIDE PIN	
1	BLK
2	BRN
3	RED
4	ORG
5	YEL
6	GRN
7	BLU
8	VIO
9	GRY
10	WHT
11	BLK
12	BRN
13	RED
14	ORG
15	YEL
16	GRN
17	BLU
18	VIO
19	GRY
20	WHT
21	BLK
22	BRN
23	RED
24	ORG



3. PERFORMANCE SPECIFICATIONS:  
 CONTACT RATING: 1 AMP MAX.  
 DWV: 250 VAC  
 INSULATION RESISTANCE: 5000 MΩ MIN. @ 100 VDC  
 TEMPERATURE RATING: 200°C

2 MATERIALS:  
 INSULATOR: PPS (POLYPHENYLENE SULFIDE) PER MIL-M-24519 GST-40F  
 CONTACTS: C26000 BRASS ALLOY PER ASTM B36, GOLD PLATED PER ASTM B488  
 GUIDE PIN: 300 SERIES STAINLESS STEEL, PASSIVATED  
 LEADS: 30 AWG, NEMA HP3-ETXBBB, COLOR CODE: PER MIL-DTL-681

1 MARKINGS: UMI, UMI PART NO., DATE CODE, AND WORK ORDER NO.

NOTES: UNLESS OTHERWISE SPECIFIED

QUALITY SYMBOLS CRITICAL SPL/ MINOR SPL/ MAJOR KEY	<b>UNLESS SPECIFIED:</b> ALL DIMENSIONS IN INCHES GENERAL TOLERANCES: 3 PLACE ±.005 2 PLACE ±.010 ANGULAR ±2° ALL EXTERNAL SPECIFICATIONS REFERENCED ON THIS DRAWING SHALL BE THE LATEST REVISION IN EFFECT UMI-Mate CAGE CODE <b>58967</b>	SCALE <b>NONE</b> DWG SIZE <b>B</b>	THIRD ANGLE PROJECTION	<b>REVISE ON CAD ONLY</b>	
	DRAWN BY & DATE JA 5/29/2020	TITLE NANO STRIP CONNECTOR, RECEPTACLE, SIZE 24, WIRED, NSR24S1-30F6-18.0-HT		MATERIAL 2	
	CHECKED BY & DATE SEE ECN	APPROVED BY & DATE SEE ECN		ENG PROJECT # UMI-Mate Connector Inc.	
	CAD FILENAME SD-437246451.slddrw	PART NO. 437246451	DRAWING NO. SD-437246451	SHEET NO. <b>1 OF 1</b> PART REV. -	
THIS DRAWING CONTAINS INFORMATION THAT IS PROPRIETARY TO ULTI-MATE INCORPORATED AND SHOULD NOT BE USED WITHOUT WRITTEN PERMISSION.					