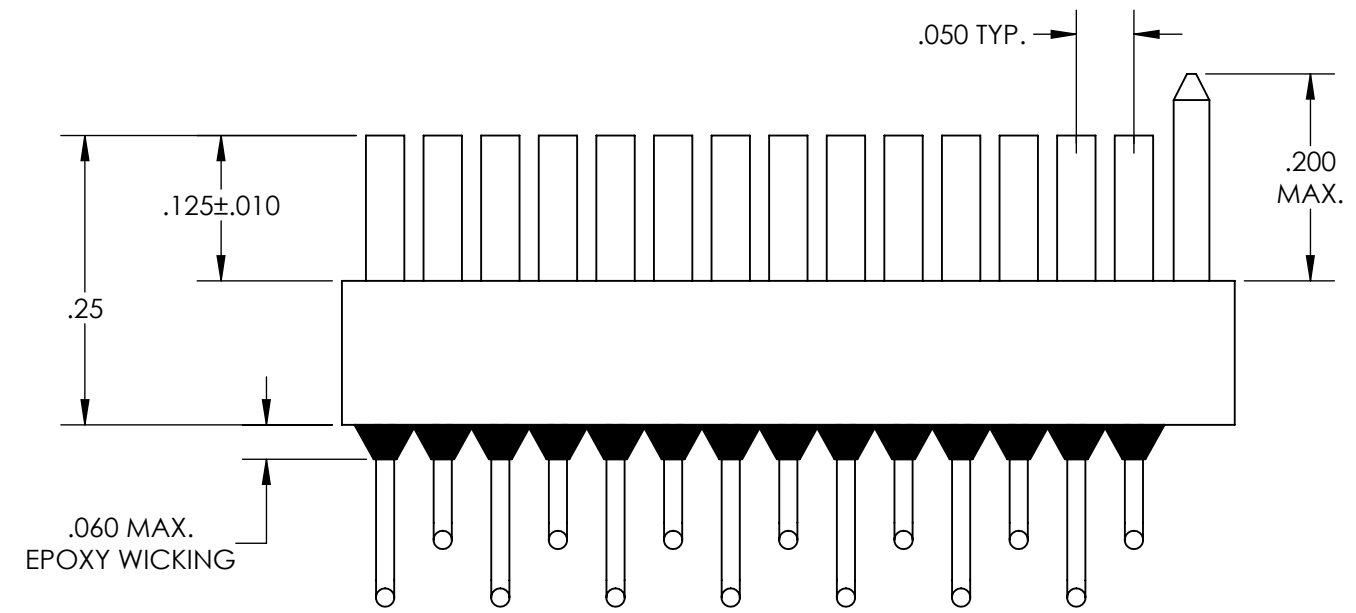
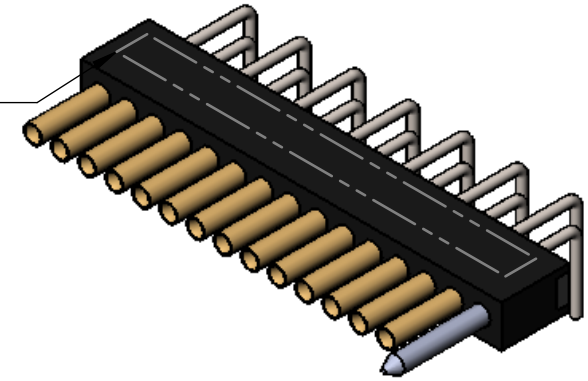
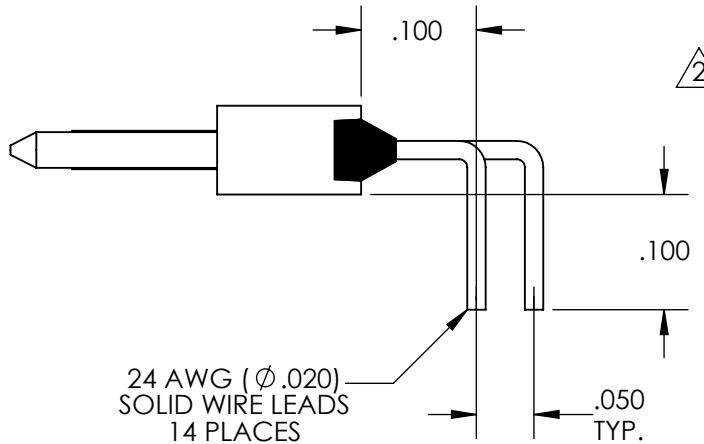
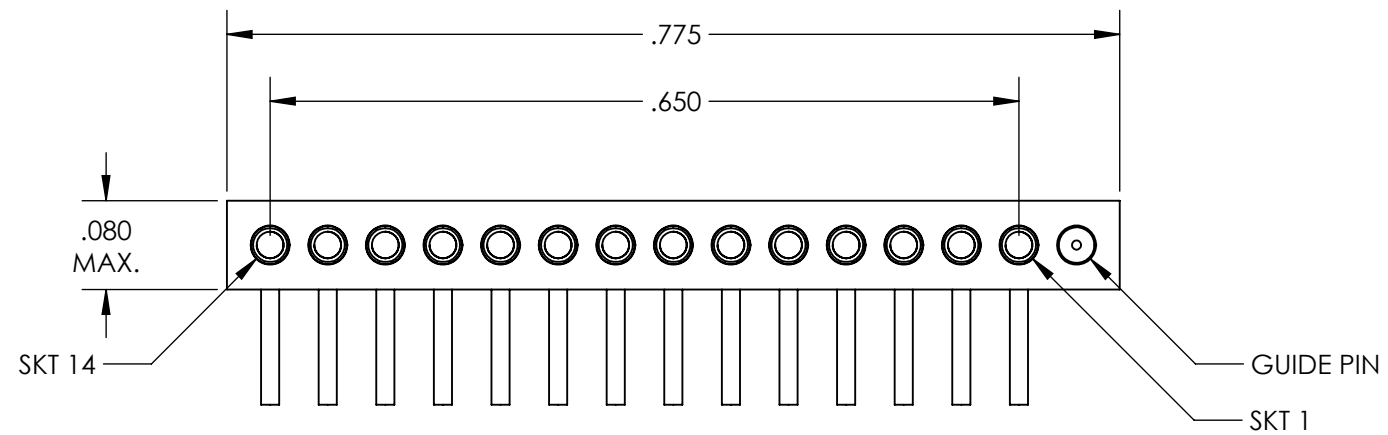


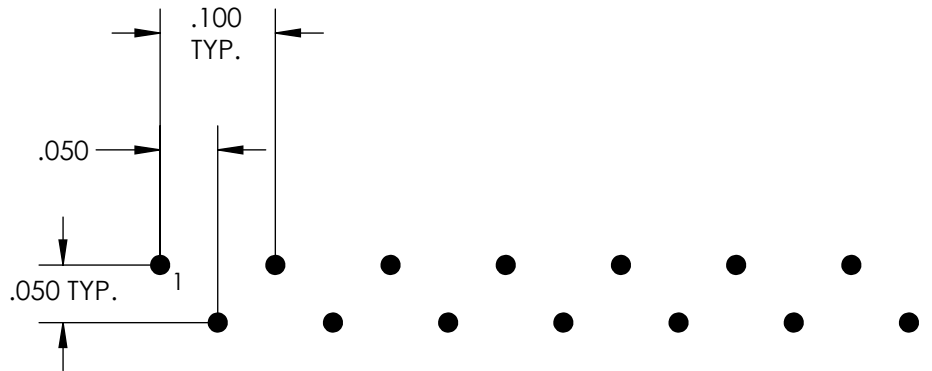
REVISIONS

PART REV.	DWG. ISSUE	DATE	ECN NO.	APPVD. BY	REL. BY
-	-	10/25/2013	UMI5143	DW	DW

F  
E  
D  
C  
B  
A



RECOMMENDED PCB LAYOUT



4. PERFORMANCE SPECIFICATIONS:  
 CURRENT RATING: 3A MAX.  
 INSULATION RESISTANCE: 5000 MΩ MIN.  
 DWV: 600 VAC  
 TEMPERATURE RATING: 200°C

3 MATERIALS:  
 BODY: PPS PER MIL-M-24519 GST-40F, COLOR: BLK  
 SOCKET CONTACTS: C21000 BRASS ALLOY PER ASTM B36, GOLD PLATED PER ASTM B488  
 24 AWG LEADS: TIN PLATED COPPER ALLOY PER A-A-59551 TYPE S  
 GUIDE PIN: PASSIVATED 300 SERIES STAINLESS STEEL

2 MARKINGS: UMI, UMI PART NO., AND DATE CODE  
 1. CONNECTOR ASSEMBLY IS IAW MIL-DTL-83513 UNLESS OTHERWISE SPECIFIED

NOTES: UNLESS OTHERWISE SPECIFIED

QUALITY SYMBOLS CRITICAL MAJOR NO SYMBOL = MINOR DIMENSION	<b>UNLESS SPECIFIED:</b> ALL DIMENSIONS IN INCHES GENERAL TOLERANCES: 3 PLACE ±.005 2 PLACE ±.01 ANGULAR ±2°	SCALE <b>6:1</b>	DWG SIZE <b>B</b>	THIRD ANGLE PROJECTION	REVISE ON CAD ONLY	
	ALL EXTERNAL SPECIFICATIONS REFERENCED ON THIS DRAWING SHALL BE THE LATEST REVISION IN EFFECT UMI-Mate CAGE CODE <b>58967</b>	DRAWN BY & DATE JB 10/25/2013	TITLE MICRO-D STRIP CONNECTOR, RECEPTACLE, SIZE 14 W/GUIDE PIN, HI-TEMP SR14S1-L01-HT		MATERIAL 3	ENG PROJECT #
		CHECKED BY & DATE DW 10-29-13	PART NO. 437142901		DRAWING NO. SD-437142901	SHEET NO. 1 OF 1
		APPROVED BY & DATE DW 10-29-13	CAD FILENAME SD-437142901.slddrw		DRAWING NO. SD-437142901	PART REV. -
THIS DRAWING CONTAINS INFORMATION THAT IS PROPRIETARY TO ULTI-MATE INCORPORATED AND SHOULD NOT BE USED WITHOUT WRITTEN PERMISSION.						

