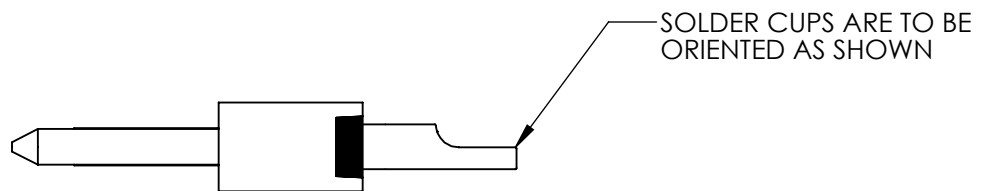
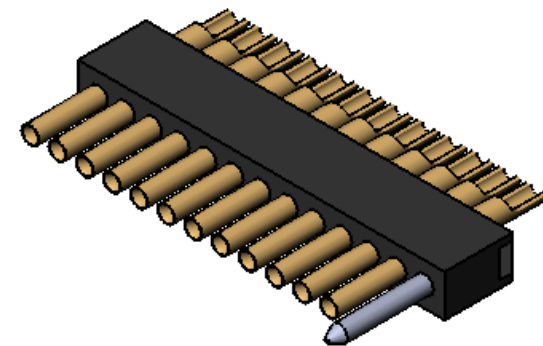
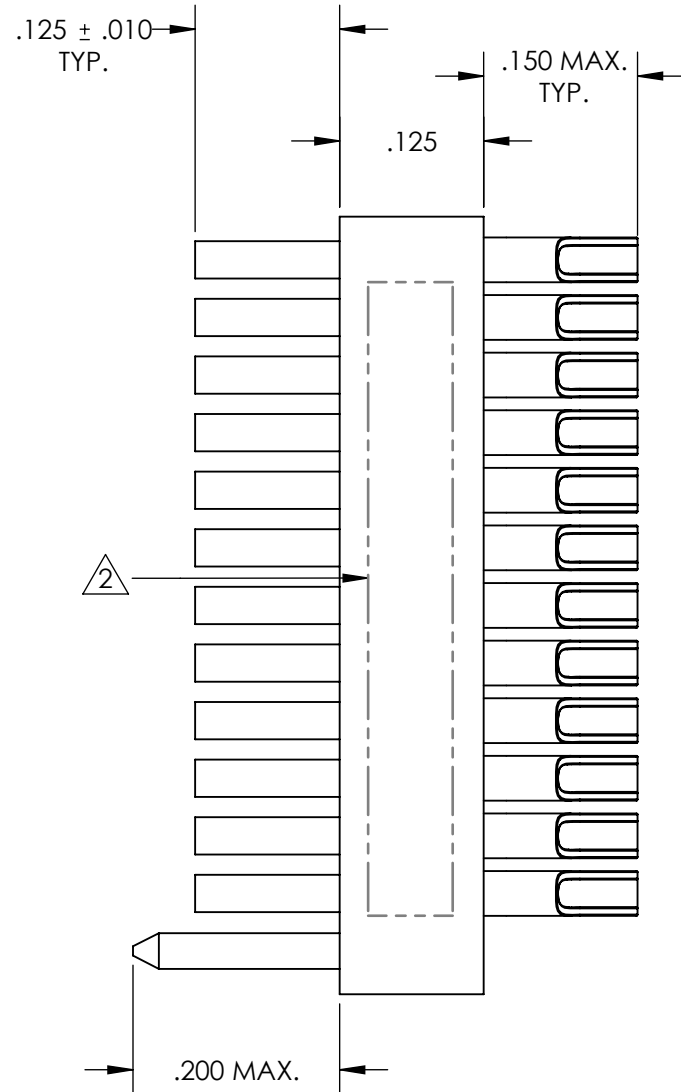
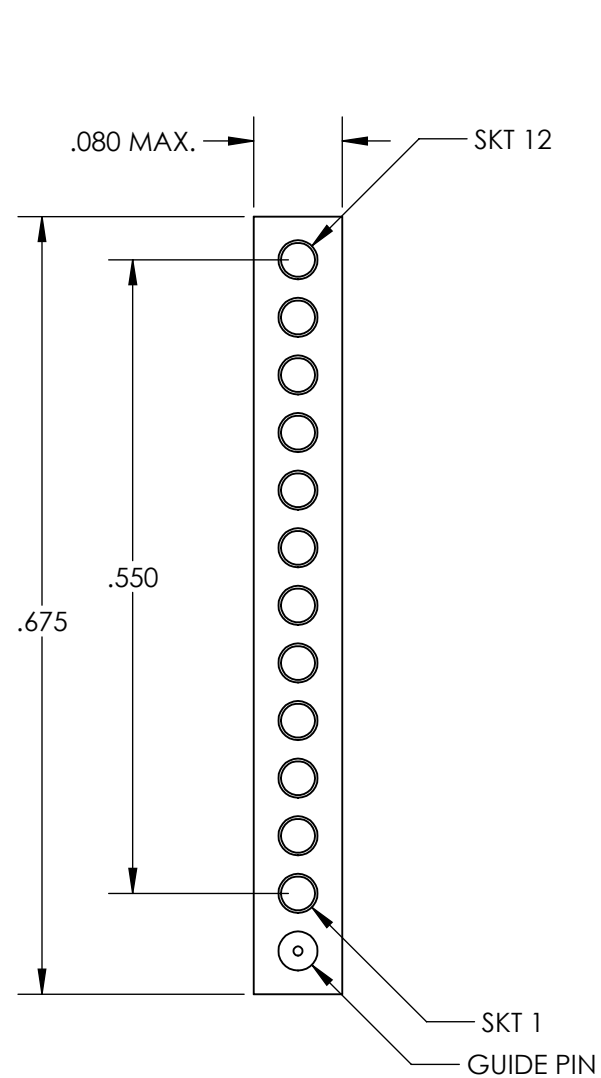


REVISIONS

PART REV.	DWG. ISSUE	DATE	ECN NO.	APPVD. BY	REL. BY
-	-	01/20/2014	UMI5207	DW	DW



4. PERFORMANCE SPECIFICATIONS:
 CURRENT RATING: 3A MAX.
 INSULATION RESISTANCE: 5000 MΩ MIN.
 DWV: 600 VAC
 TEMPERATURE RATING: 200°C

3 MATERIALS:
 INSULATOR: PPS PER MIL-M-24519 GST-40F, COLOR: BLK
 SOCKET CONTACTS: C31400 COPPER ALLOY PER ASTM B140, GOLD PLATED PER ASTM B488
 GUIDE PIN: PASSIVATED 300 SERIES STAINLESS STEEL

2 MARKINGS: UMI & DATE CODE, BAG & TAG W/UMI, UMI PART NO.
 1. CONNECTOR ASSEMBLY IS IAW MIL-DTL-83513 WHERE APPLICABLE

NOTES: UNLESS OTHERWISE SPECIFIED

QUALITY SYMBOLS CRITICAL MAJOR NO SYMBOL = MINOR DIMENSION	UNLESS SPECIFIED: ALL DIMENSIONS IN INCHES GENERAL TOLERANCES: 3 PLACE ±.005 2 PLACE ±.01 ANGULAR ±2° ALL EXTERNAL SPECIFICATIONS REFERENCED ON THIS DRAWING SHALL BE THE LATEST REVISION IN EFFECT UMI-Mate CAGE CODE 58967	SCALE 6:1	DWG SIZE B	 THIRD ANGLE PROJECTION	REVISE ON CAD ONLY	
	DRAWN BY & DATE JB 01/03/2014	TITLE MICRO-D STRIP CONNECTOR, SIZE 12 W/GUIDE PIN, SOLDER CUPS SR12T1-HT		MATERIAL 	ENG PROJECT # E151	
	CHECKED BY & DATE DW 1-6-14	APPROVED BY & DATE DW 1-6-14	CAD FILENAME SD-437122901.slddrw	PART NO. 437122901	DRAWING NO. SD-437122901	SHEET NO. 1 OF 1
	THIS DRAWING CONTAINS INFORMATION THAT IS PROPRIETARY TO ULTI-MATE INCORPORATED AND SHOULD NOT BE USED WITHOUT WRITTEN PERMISSION.				PART REV. -	