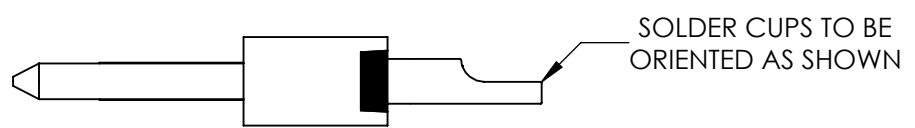
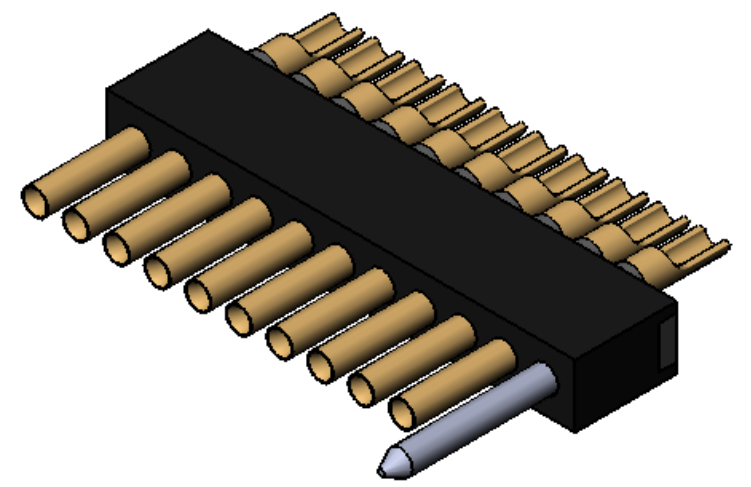
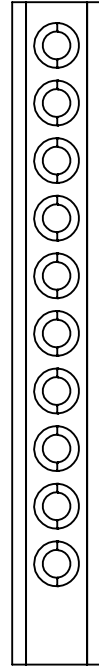
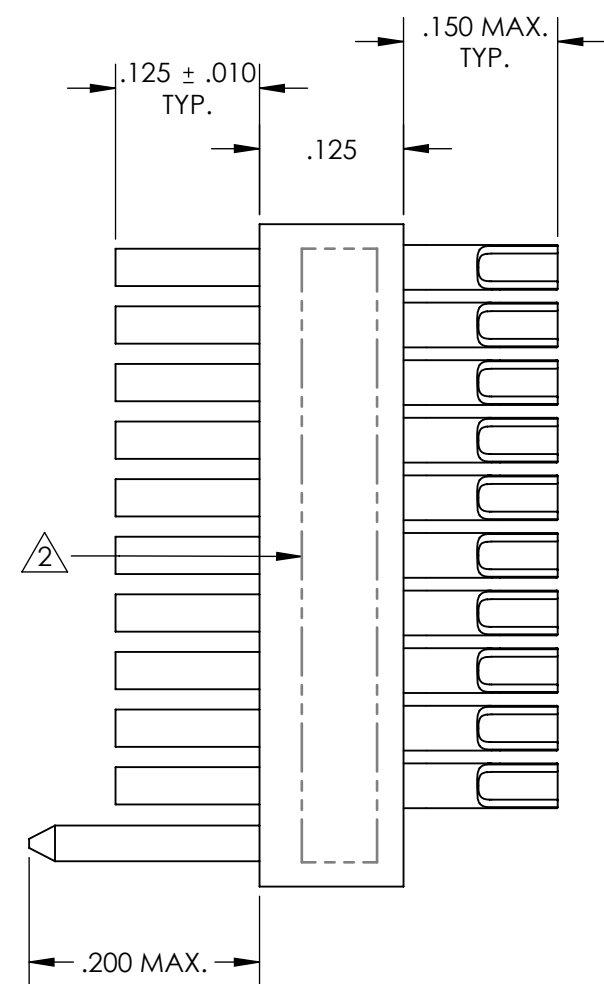
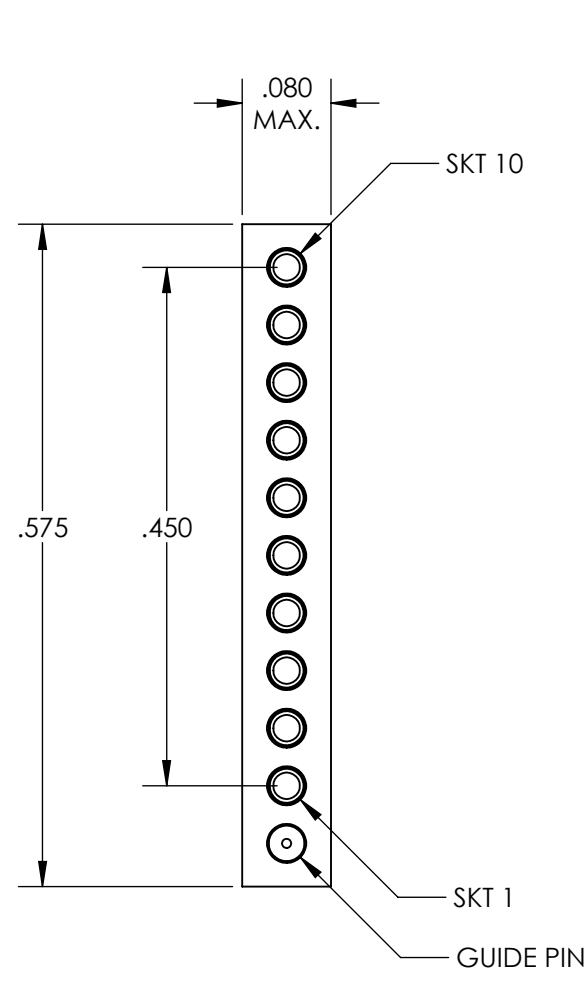


REVISIONS

| PART REV. | DWG. ISSUE | DATE | ECN NO. | APPVD. BY | REL. BY |
|-----------|------------|------------|---------|-----------|---------|
| - | - | 11/18/2013 | UMI5160 | DW | DW |



4. PERFORMANCE SPECIFICATIONS:
 CURRENT RATING: 3A MAX.
 INSULATION RESISTANCE: 5000 MΩ MIN.
 DWV: 600 VAC
 TEMPERATURE RATING: 200°C

3 MATERIALS:
 BODY: PPS PER MIL-M-24519 GST-40F, COLOR: BLK
 SOCKET CONTACTS: C21000 COPPER ALLOY PER ASTM B36, GOLD PLATED PER ASTM B488
 GUIDE PIN: PASSIVATED 300 SERIES STAINLESS STEEL

2 MARKINGS: UMI, UMI PART NO., AND DATE CODE, AS SPACE PERMITS
 1. CONNECTOR ASSEMBLY IS IAW MIL-DTL-83513 WHERE APPLICABLE

NOTES: UNLESS OTHERWISE SPECIFIED

| | | | | | |
|---|--|--|-----------------------------|----------------------------|----------------|
| QUALITY SYMBOLS CRITICAL MAJOR NO SYMBOL = MINOR DIMENSION | UNLESS SPECIFIED: ALL DIMENSIONS IN INCHES GENERAL TOLERANCES: 3 PLACE ±.005 2 PLACE ±.01 ANGULAR ±2° ALL EXTERNAL SPECIFICATIONS REFERENCED ON THIS DRAWING SHALL BE THE LATEST REVISION IN EFFECT UMI-Mate CAGE CODE 58967 | SCALE 6:1 DWG SIZE B | THIRD ANGLE PROJECTION | REVISE ON CAD ONLY | |
| | DRAWN BY & DATE JB 10/31/2013 | TITLE MICRO-D STRIP CONNECTOR, RECEPTACLE, SIZE 6 W/GUIDE PIN, SOLDER CUPS, HI-TEMP SR10T1-HT | | MATERIAL | |
| | CHECKED BY & DATE DW 11-5-13 | APPROVED BY & DATE DW 11-5-13 | | ENG PROJECT # E134 | |
| | CAD FILENAME SD-437102900.slddrw | PART NO. 437102900 | DRAWING NO. SD-437102900 | SHEET NO. 1 OF 1 | PART REV. - |
| | THIS DRAWING CONTAINS INFORMATION THAT IS PROPRIETARY TO ULTI-MATE INCORPORATED AND SHOULD NOT BE USED WITHOUT WRITTEN PERMISSION. | | | | |