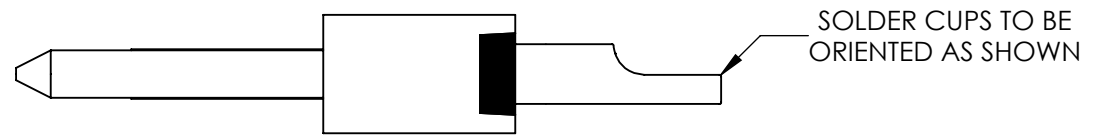
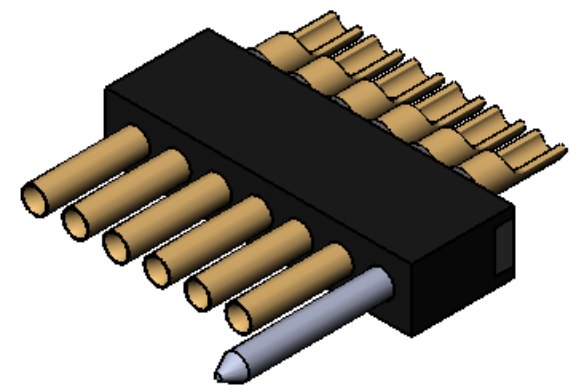
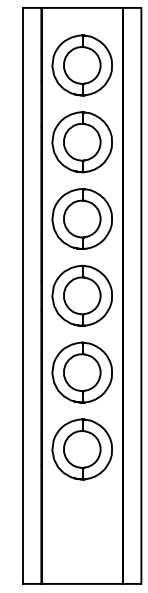
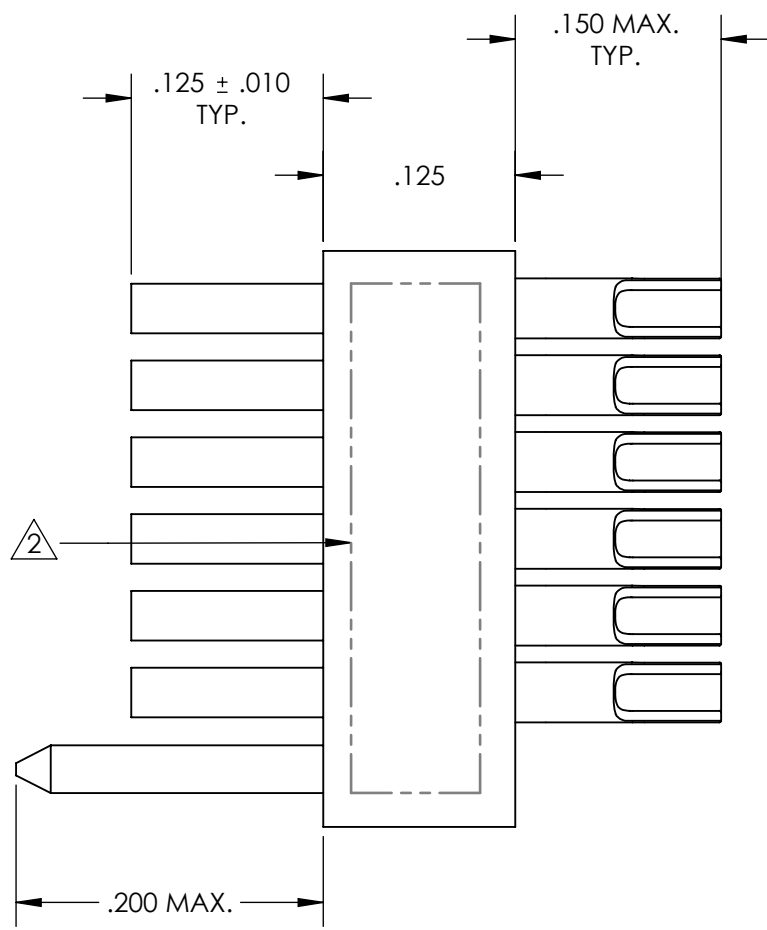
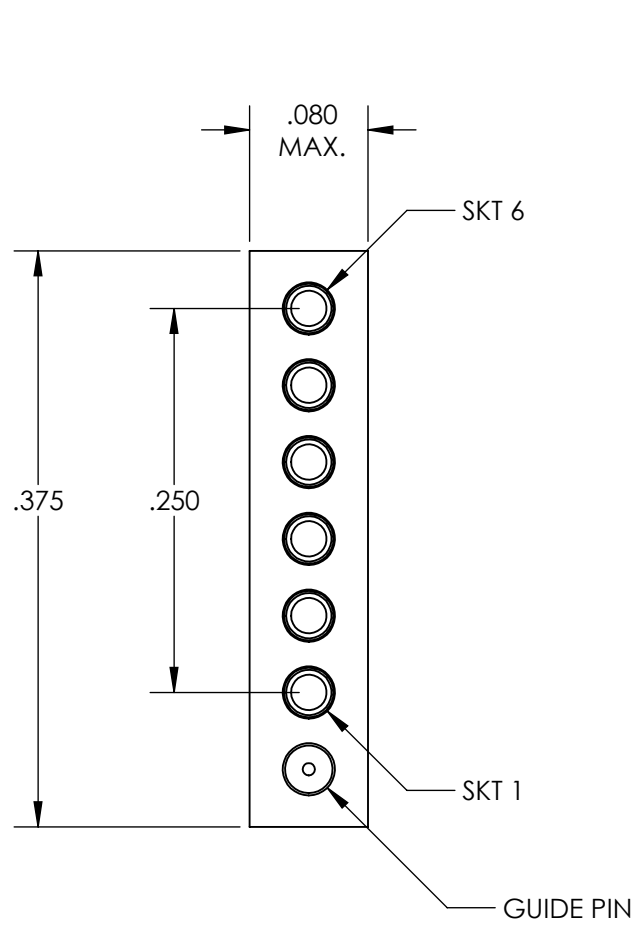


REVISIONS

PART REV.	DWG. ISSUE	DATE	ECN NO.	APPVD. BY	REL. BY
-	-	11/18/2013	UMI5160	DW	DW



4. PERFORMANCE SPECIFICATIONS:
 CURRENT RATING: 3A MAX.
 INSULATION RESISTANCE: 5000 MΩ MIN.
 DWV: 600 VAC
 TEMPERATURE RATING: 200°C

3 MATERIALS:
 BODY: PPS PER MIL-M-24519 GST-40F, COLOR: BLK
 SOCKET CONTACTS: C21000 COPPER ALLOY PER ASTM B36, GOLD PLATED PER ASTM B488
 GUIDE PIN: PASSIVATED 300 SERIES STAINLESS STEEL

2 MARKINGS: UMI, UMI PART NO., AND DATE CODE, AS SPACE PERMITS
 1. CONNECTOR ASSEMBLY IS IAW MIL-DTL-83513 WHERE APPLICABLE

NOTES: UNLESS OTHERWISE SPECIFIED

QUALITY SYMBOLS CRITICAL MAJOR NO SYMBOL = MINOR DIMENSION	UNLESS SPECIFIED: ALL DIMENSIONS IN INCHES GENERAL TOLERANCES: 3 PLACE ±.005 2 PLACE ±.01 ANGULAR ±2° ALL EXTERNAL SPECIFICATIONS REFERENCED ON THIS DRAWING SHALL BE THE LATEST REVISION IN EFFECT Ulti-Mate CAGE CODE 58967	SCALE 8:1 DWG SIZE B	 THIRD ANGLE PROJECTION	REVISE ON CAD ONLY		
	DRAWN BY & DATE JB 10/31/2013 CHECKED BY & DATE DW 11-5-13 APPROVED BY & DATE DW 11-5-13	TITLE MICRO-D STRIP CONNECTOR, RECEPTACLE, SIZE 6 W/GUIDE PIN, SOLDER CUPS, HI-TEMP SR06T1-HT		MATERIAL 3	ENG PROJECT # E134	
	CAD FILENAME SD-437062900.slddrw	PART NO. 437062900	DRAWING NO. SD-437062900	SHEET NO. 1 OF 1	THIS DRAWING CONTAINS INFORMATION THAT IS PROPRIETARY TO ULTI-MATE INCORPORATED AND SHOULD NOT BE USED WITHOUT WRITTEN PERMISSION.	
	PART REV. NR		PART REV. NR			