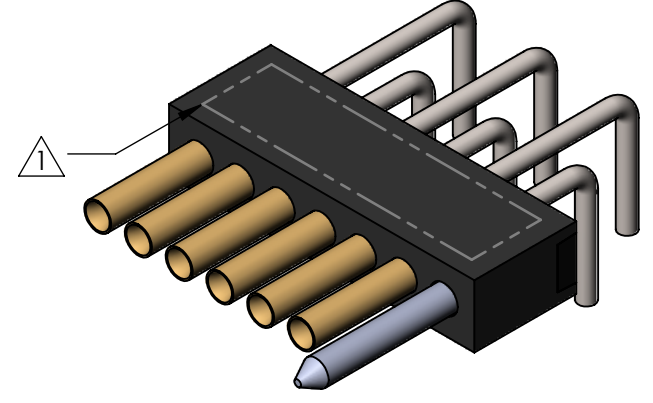
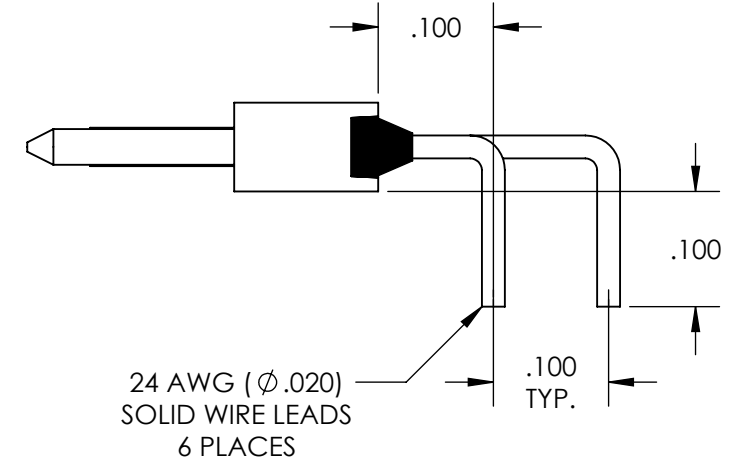
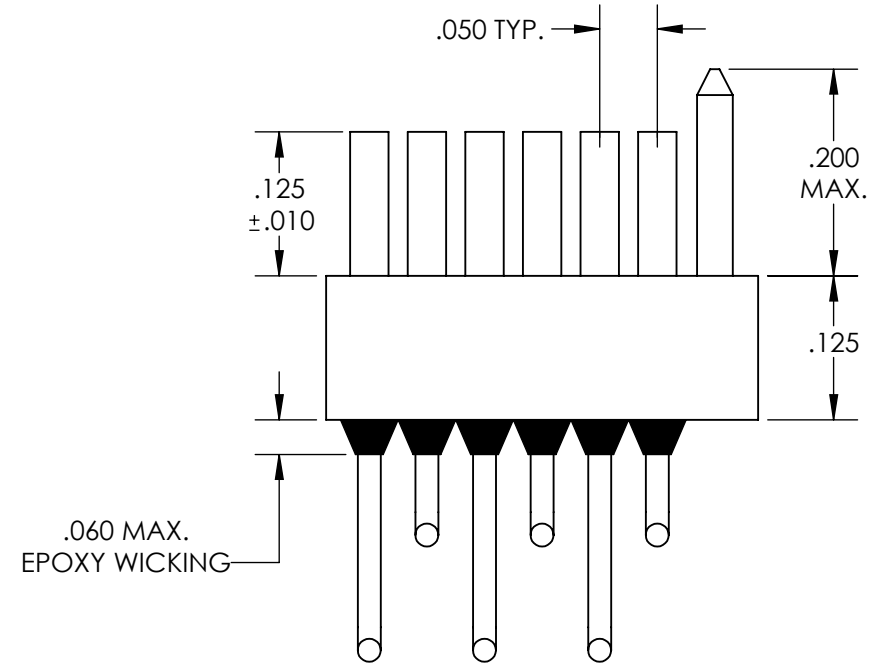
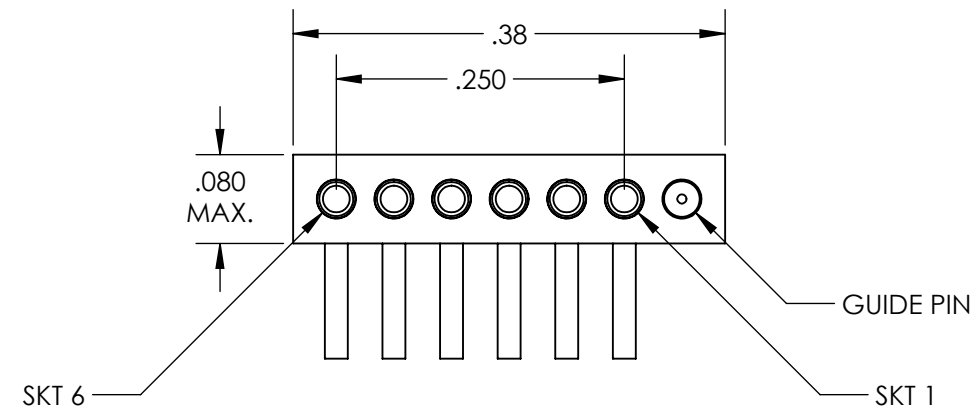
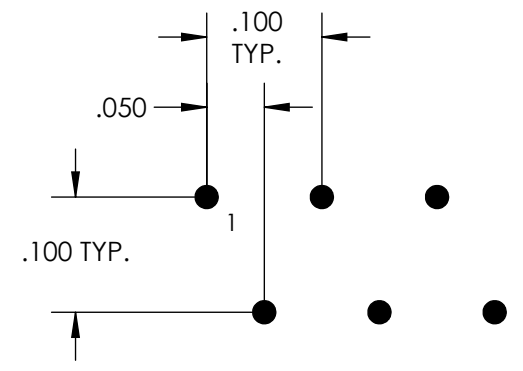


REVISIONS

PART REV.	DWG. ISSUE	DATE	ECN NO.	APPVD. BY	REL. BY
-	-	10/10/2014	UMI5442	DW	DW



RECOMMENDED PCB LAYOUT



3. PERFORMANCE SPECIFICATIONS (AT AMBIENT TEMPERATURE):

CURRENT RATING: 3A MAX.
 INSULATION RESISTANCE: 5000 MΩ MIN.
 DWV: 600 VAC
 TEMPERATURE RATING: 200°C

MATERIALS:

BODY: PPS PER MIL-M-24519 GST-40F, COLOR: BLK
 SOCKET CONTACTS: C21000 COPPER ALLOY PER ASTM B36, GOLD PLATED PER ASTM B488
 24 AWG LEADS: TIN PLATED COPPER ALLOY PER A-A-59551 TYPE S
 GUIDE PIN: PASSIVATED 300 SERIES STAINLESS STEEL

MARKINGS: DATE CODE ON PART, BAG AND TAG WITH UMI PART NUMBER

NOTES: UNLESS OTHERWISE SPECIFIED

QUALITY SYMBOLS CRITICAL MAJOR NO SYMBOL = MINOR DIMENSION	UNLESS SPECIFIED: ALL DIMENSIONS IN INCHES	SCALE 6:1	DWG SIZE B	 THIRD ANGLE PROJECTION	REVISE ON CAD ONLY	
	GENERAL TOLERANCES: 3 PLACE ±.005 2 PLACE ±.01 ANGULAR ±2°	DRAWN BY & DATE JB 10/10/2014	TITLE MICRO-D STRIP CONNECTOR, RECEPTACLE, SIZE 6 W/GUIDE PIN, HI-TEMP SR06S1-L02-HT		MATERIAL 	
	ALL EXTERNAL SPECIFICATIONS REFERENCED ON THIS DRAWING SHALL BE THE LATEST REVISION IN EFFECT	CHECKED BY & DATE DW 10-14-14	APPROVED BY & DATE DW 10-14-14		ENG PROJECT #	
	Ulti-Mate CAGE CODE 58967	CAD FILENAME SD-437062051.slddrw	PART NO. 437062051	DRAWING NO. SD-437062051	SHEET NO. 1 OF 1	PART REV. -

THIS DRAWING CONTAINS INFORMATION THAT IS PROPRIETARY TO ULTI-MATE INCORPORATED AND SHOULD NOT BE USED WITHOUT WRITTEN PERMISSION.