

10

9

8

7

6

5



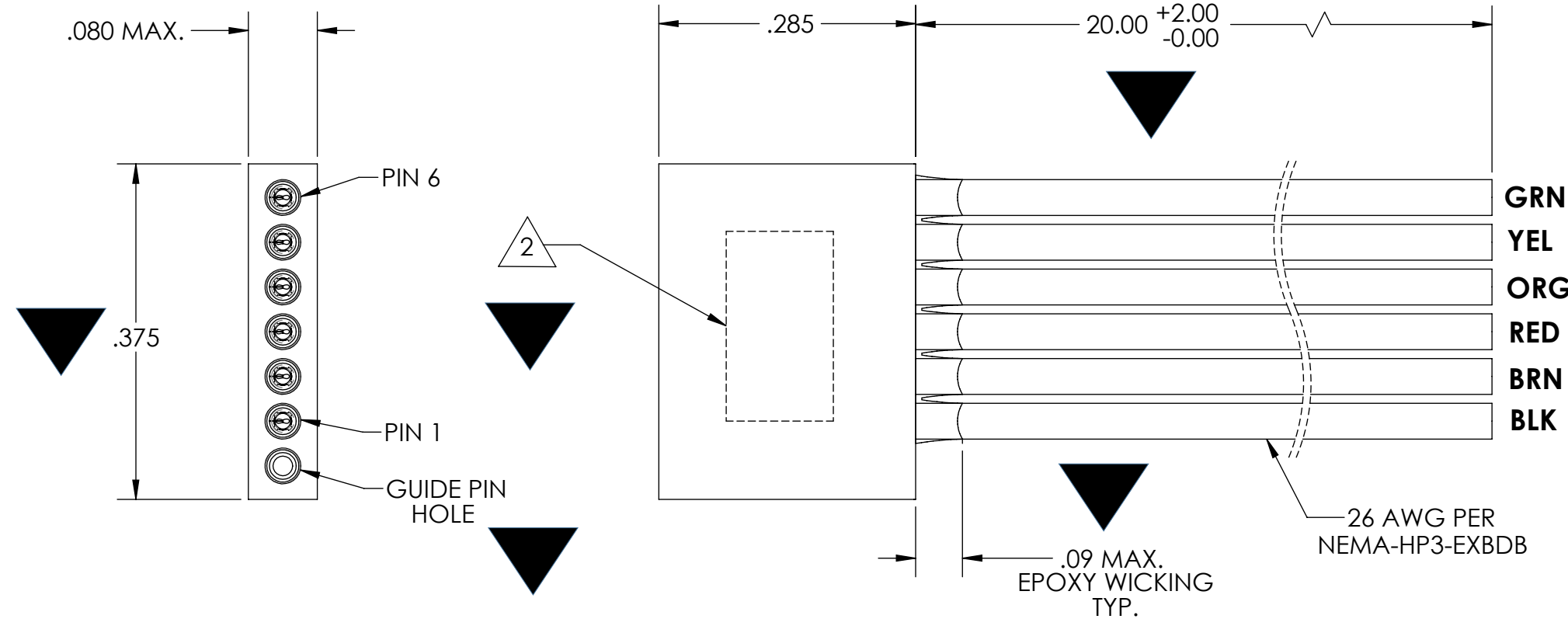
4

3

2

SD-437061902

PART REV	DWG ISSUE	DATE	ECN NO.	APPVD BY	REL BY
-	-	8/5/15	UMI5701	DW	DW



4. PERFORMANCE SPECIFICATIONS: (AT AMBIENT TEMPERATURE)
 CURRENT RATING: 3 AMPS MAX.
 DWV: 600 VAC
 TEMPERATURE RATING: 200° C

2 MATERIALS:
 INSULATOR: PPS PER MIL-M-24519 GST-40F, COLOR: BLACK
 PIN CONTACTS: C17410 BERYLLIUM COPPER PER ASTM B768, GOLD PLATED PER ASTM B488
 WIRES: 26 AWG PER NEMA-HP3-EXBDB, COLOR CODE: PER MIL-STD-681

1 MARKING: DATE CODE ONLY, BAG AND TAG WITH UMI AND UMI PART NUMBER.

NOTES: UNLESS OTHERWISE SPECIFIED.

QUALITY SYMBOLS	UNLESS OTHERWISE SPECIFIED: ALL DIMENSIONS ARE IN INCHES	SCALE 6:1	DWG SIZE B	THIRD ANGLE PROJECTION	REVISE ON CAD ONLY
CRITICAL C	GENERAL TOLERANCES: 3 PLACES ±.005 2 PLACES ±.01 ANGULAR ±2°	DRAWN BY & DATE DU 7/1/15	TITLE: MICRO STRIP CIRCULAR CONNECTOR, "SR" SERIES, SR06P1-26E5-20.0-HT, HIGH-TEMP, SPECIAL		
MAJOR ▽	ULTI-MATE CAGE CODE 58967	CHECKED BY & DATE DW 7/1/15	MATERIAL: 2	ENG PROJECT #: E241	
NO SYMBOLS = MINOR DIMENSIONS		APPROVED BY & DATE DW 7/1/15	PART NO. 437061902	DRAWING NO. SD-437061902	
		CAD FILE NAME SD-437061902.SLDDRW	SHEET NO. 1 of 1		PART REV. -
THIS DRAWING CONTAINS INFORMATION THAT IS PROPRIETARY TO ULTI-MATE INCORPORATED AND SHOULD NOT BE USED WITHOUT WRITTEN PERMISSION.					