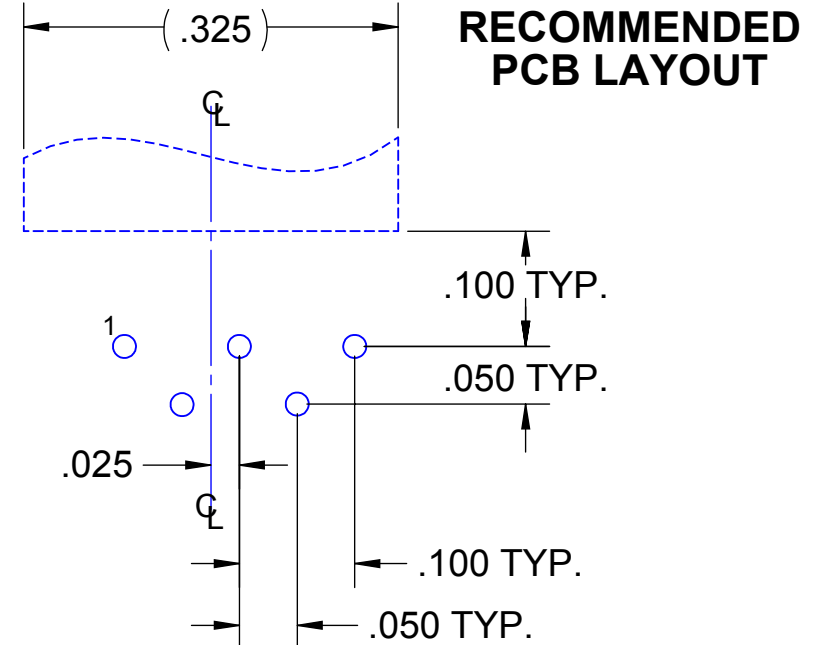
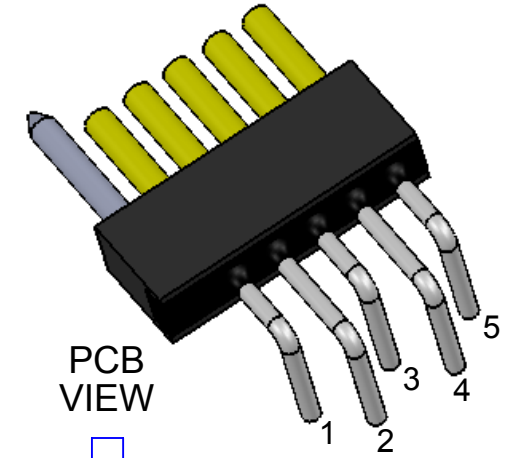
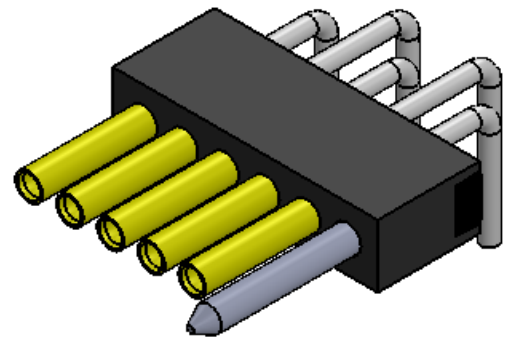
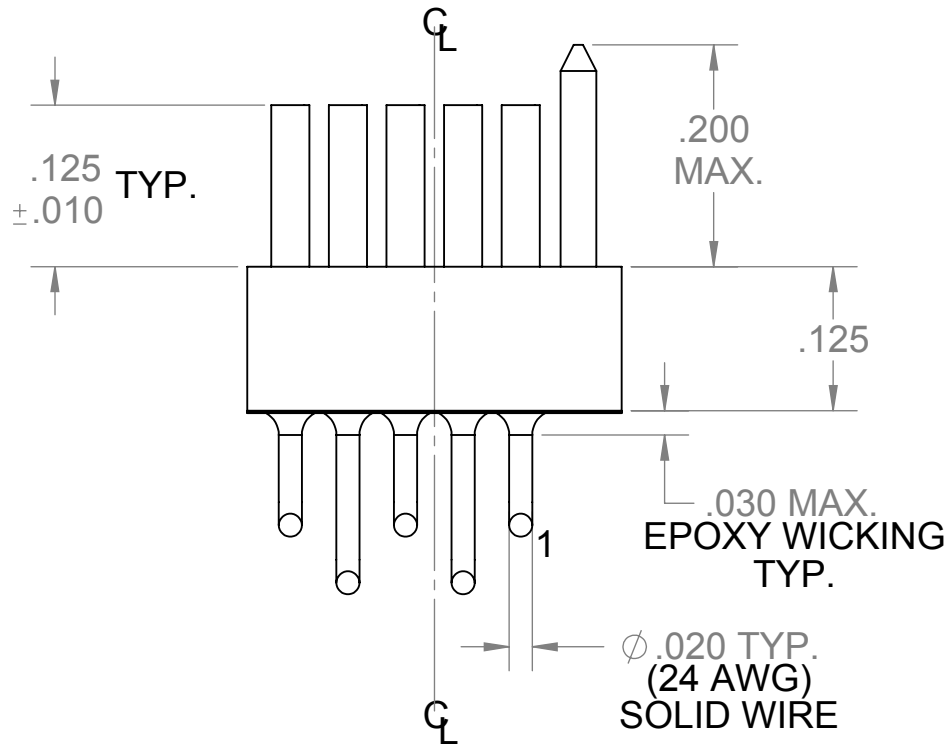
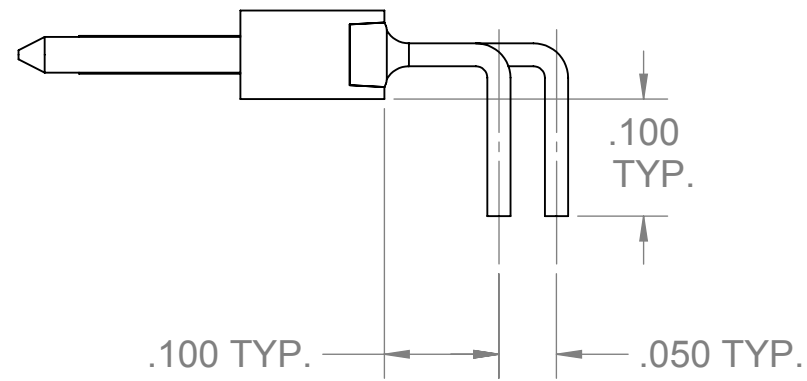
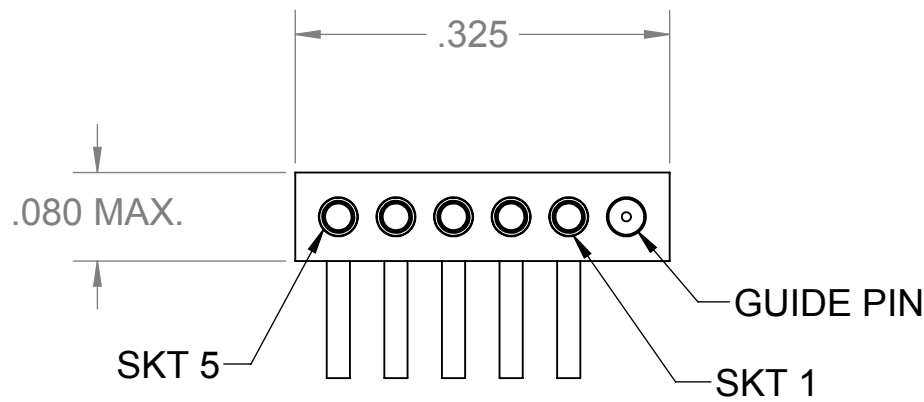


PART REV	DWG ISSUE	DATE	ECN NO.	APPVD BY	REL BY
-	-	2/25/13	UMI 4886	DW	DW



3. PERFORMANCE SPECIFICATIONS:
 CURRENT RATING: 3 AMPS MAX.
 DWV: 600 VAC
 TEMPERATURE RATING: 200° C
 CONTACT RESISTANCE: 8 MILLIOHMS MAX. AT 2.5 AMPS

2 MATERIALS:
 STRIP INSULATOR: PPS PER MIL-M-24519 GST-40F, COLOR: BLACK
 SOCKET CONTACTS: C21000 BRASS ALLOY PER ASTM B36, GOLD PLATED PER ASTM B488
 24 AWG LEADS: TIN PLATED COPPER ALLOY PER A-A-59551, TYPE S
 GUIDE PIN: PASSIVATED STAINLESS STEEL

1. MARKING: "UMI", DATE CODE, UMI PART NUMBER, (AS SPACE PERMITS).

NOTES: UNLESS OTHERWISE SPECIFIED.

QUALITY SYMBOLS	UNLESS OTHERWISE SPECIFIED: ALL DIMENSIONS ARE IN INCHES	SCALE 6:1	DWG SIZE B	THIRD ANGLE PROJECTION	REVISE ON CAD ONLY
MAJOR ▲ =	GENERAL TOLERANCES: 3 PLACES ±.005 2 PLACES ±.01 ANGULAR ±2°	DRAWN BY & DATE DU 2/22/13	TITLE: MICRO STRIP CONNECTOR, SR05S1-L01-HT, HIGH TEMP		
CRITICAL ▼ C =		CHECKED BY & DATE DW 2/22/13	MATERIAL: 2		
SPC ▼ S =		APPROVED BY & DATE DW 2/22/13	PART NO. 437052081		
ULTI-MATE CAGE CODE 58967		CAD FILE NAME SD-437052081.SLDDRW	DRAWING NO. SD-437052081	SHEET NO. 1 of 1	
THIS DRAWING CONTAINS INFORMATION THAT IS PROPRIETARY TO ULTI-MATE INCORPORATED AND SHOULD NOT BE USED WITHOUT WRITTEN PERMISSION.					

