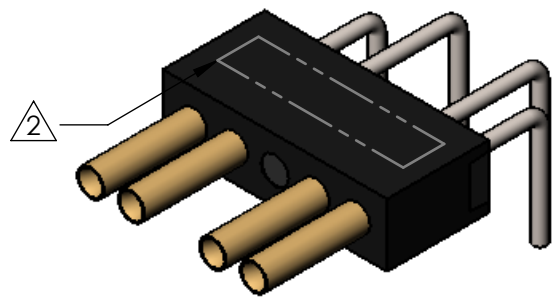
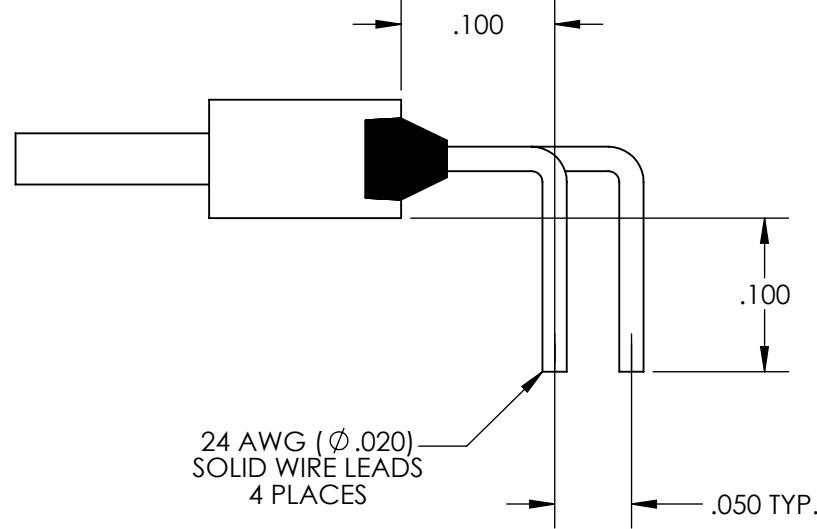
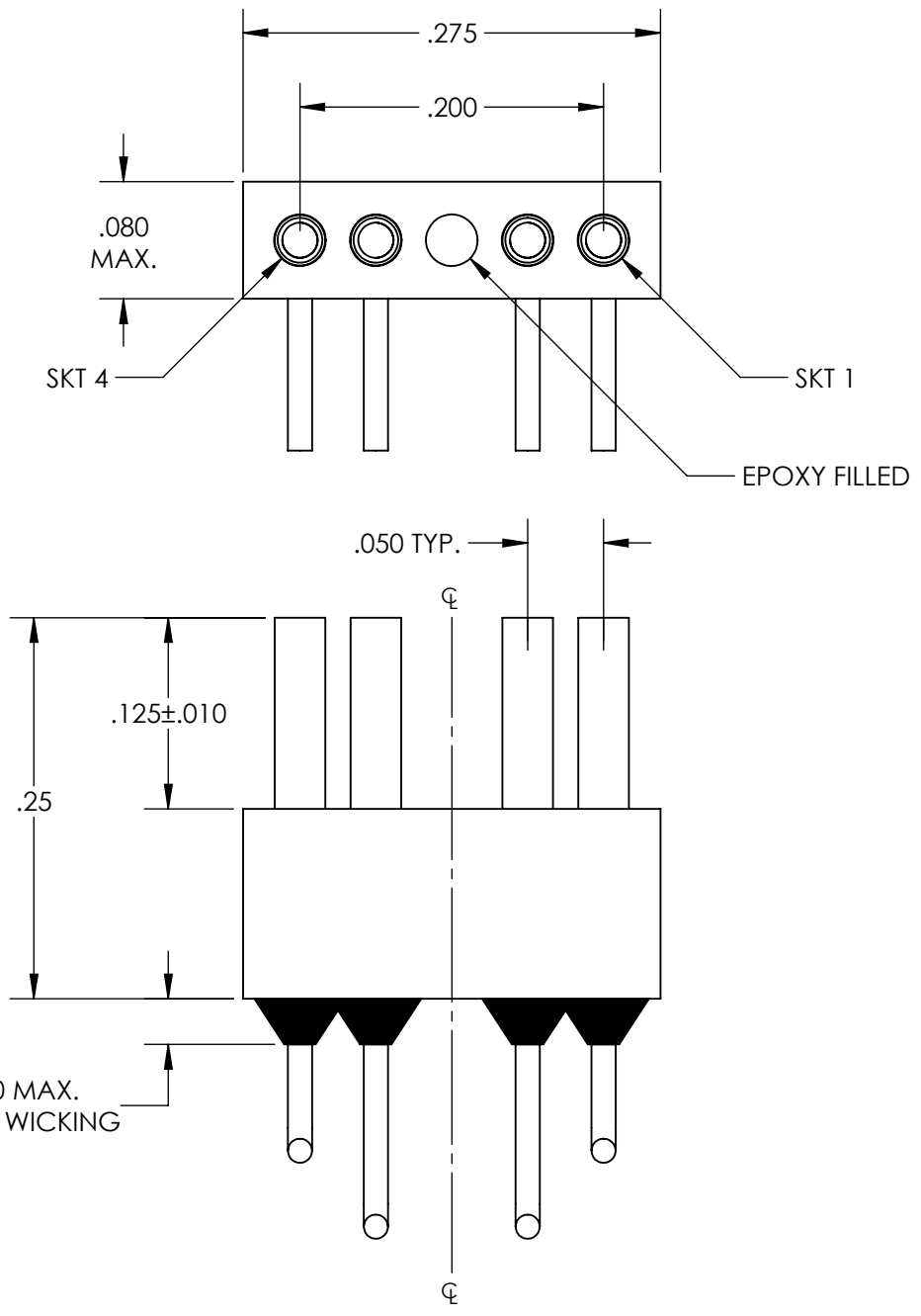
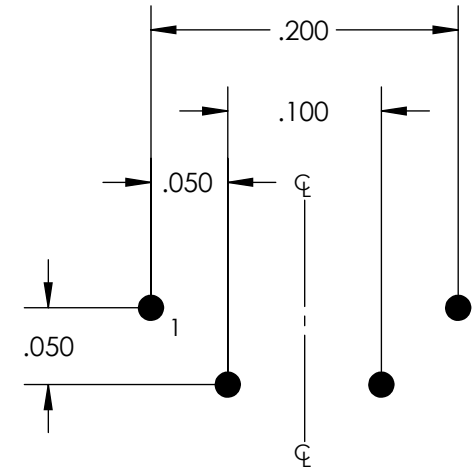


REVISIONS

PART REV.	DWG. ISSUE	DATE	ECN NO.	APPVD. BY	REL. BY
-	-	10/25/2013	UMI5143	DW	DW



RECOMMENDED PCB LAYOUT



4. PERFORMANCE SPECIFICATIONS:
 CURRENT RATING: 3A MAX.
 INSULATION RESISTANCE: 5000 MΩ MIN.
 DWV: 600 VAC
 TEMPERATURE RATING: 200°C

3 MATERIALS:
 BODY: PPS PER MIL-M-24519 GST-40F, COLOR: BLK
 SOCKET CONTACTS: C21000 COPPER ALLOY PER ASTM B36, GOLD PLATED PER ASTM B488
 24 AWG LEADS: TIN PLATED COPPER ALLOY PER A-A-59551 TYPE S

2 MARKINGS: UMI, UMI PART NO., AND DATE CODE AS SPACE PERMITS.
 1. CONNECTOR ASSEMBLY IS IAW MIL-DTL-83513 UNLESS OTHERWISE SPECIFIED

NOTES: UNLESS OTHERWISE SPECIFIED

QUALITY SYMBOLS CRITICAL MAJOR NO SYMBOL = MINOR DIMENSION	UNLESS SPECIFIED: ALL DIMENSIONS IN INCHES	SCALE 8:1	DWG SIZE B	THIRD ANGLE PROJECTION	REVISE ON CAD ONLY	
	GENERAL TOLERANCES: 3 PLACE ±.005 2 PLACE ±.01 ANGULAR ±2°	DRAWN BY & DATE JB 10/25/2013		TITLE MICRO-D STRIP CONNECTOR, RECEPTACLE, SIZE 4, W/NON-MAGNETIC CONTACTS SR04S0-L01-HT SPL		
	ALL EXTERNAL SPECIFICATIONS REFERENCED ON THIS DRAWING SHALL BE THE LATEST REVISION IN EFFECT	CHECKED BY & DATE DW 10-29-13		MATERIAL 3		
	Ulti-Mate CAGE CODE 58967	APPROVED BY & DATE DW 10-29-13		ENG PROJECT #		
		CAD FILENAME SD-437042901.slddrw	PART NO. 437042901	DRAWING NO. SD-437042901	SHEET NO. 1 OF 1	
THIS DRAWING CONTAINS INFORMATION THAT IS PROPRIETARY TO ULTI-MATE INCORPORATED AND SHOULD NOT BE USED WITHOUT WRITTEN PERMISSION.						
					PART REV. -	