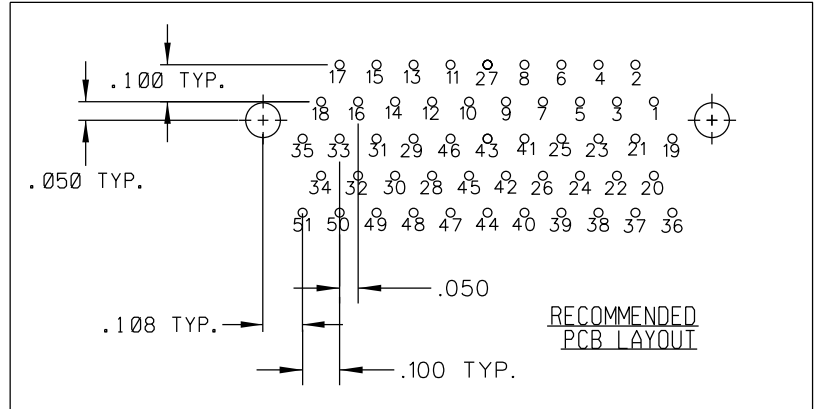
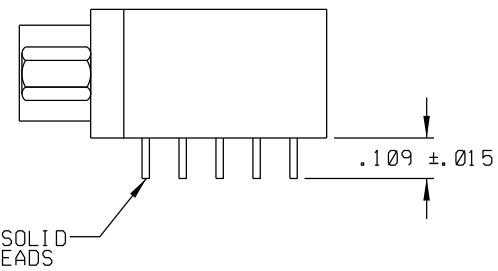
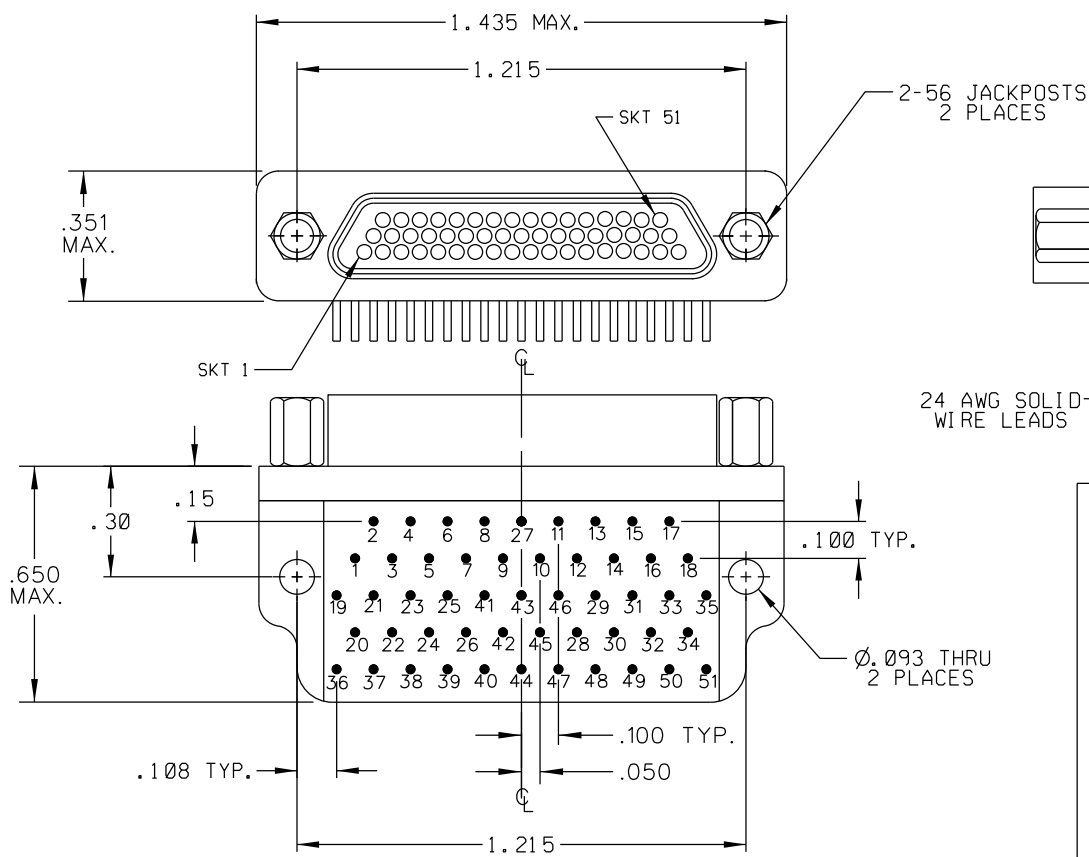


PART REV	DWG ISSUE	DATE	ECN NO.	APPVD BY	REL BY
-	-	8-30-12	UMI 4692		



- 4. TEMPERATURE RATING 200°C.
- 3. NUMBERS ON BACKSHELL ARE SHOWN FOR REFERENCE ONLY AND DO NOT APPEAR ON PART

2 MATERIALS:
 SHELL: 6061-T6 ALUMINUM PER SAE-AMS-00-A200/8, NICKEL PLATED PER AMS 2404.
 INSULATOR AND BACKSHELL: PPS PER MIL-M-24519 GST-40F
 SOCKET CONTACTS: COPPER ALLOY CDA 210 1/2 HARD GOLD PLATED PER ASTM B488.
 24 AWG SOLID WIRE LEADS: TIN PLATED COPPER ALLOY PER A-A-59551, TYPE S.
 HARDWARE: PASSIVATED STAINLESS STEEL IAW MIL-DTL-83513/5.
 INTERFACIAL SEAL: FLUOROSILICONE PER MIL-R-25988.

- 1. MARKING: "UMI", DATE CODE, AND UMI PART NUMBER
- NOTES: UNLESS OTHERWISE SPECIFIED

QUALITY SYMBOLS MAJOR CRITICAL SPC	UNLESS SPECIFIED: ALL DIMENSIONS IN INCHES	SCALE NONE	DWG SIZE B	THIRD ANGLE PROJECTION	REVISE ON CAD ONLY
	GENERAL TOLERANCES: 3 PLACE ± .005 2 PLACE ± .01 ANGULAR ± 2°	DRAWN BY & DATE DU 8-30-12		TITLE: CIRCUIT CONNECTOR, RECEPTACLE, STYLE 1 BACKSHELL, SIZE 51, CMI R51-3S07-S01 HIGH-TEMP	
	Uti-Mate CAGE CODE 58967	CHECKED BY & DATE		MATERIAL: 2 Uti-Mate Connector Inc.	
		APPROVED BY & DATE	CAD FILENAME SD-436271117.DGN	PART NO. 436271117	DRAWING NO. SD-436271117
	THIS DRAWING CONTAINS INFORMATION THAT IS PROPRIETARY TO ULTI-MATE INCORPORATED AND SHOULD NOT BE USED WITHOUT WRITTEN PERMISSION.				