

10

9

8

7

6

5

4

3

2

SD-434111130

PART REV	DWG ISSUE	DATE	ECN NO.	APPVD BY	REL BY
-	-	9/20/18	UMI6881	DW	DW

F

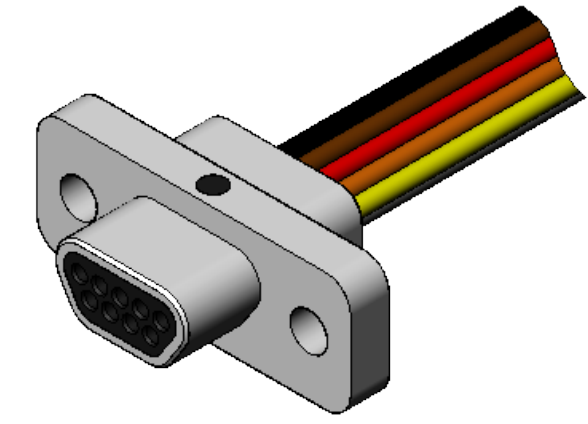
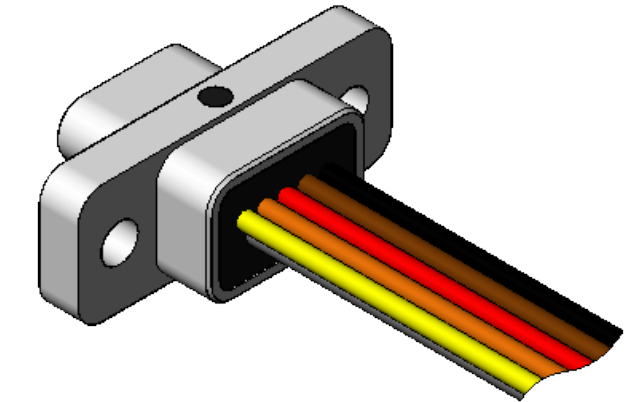
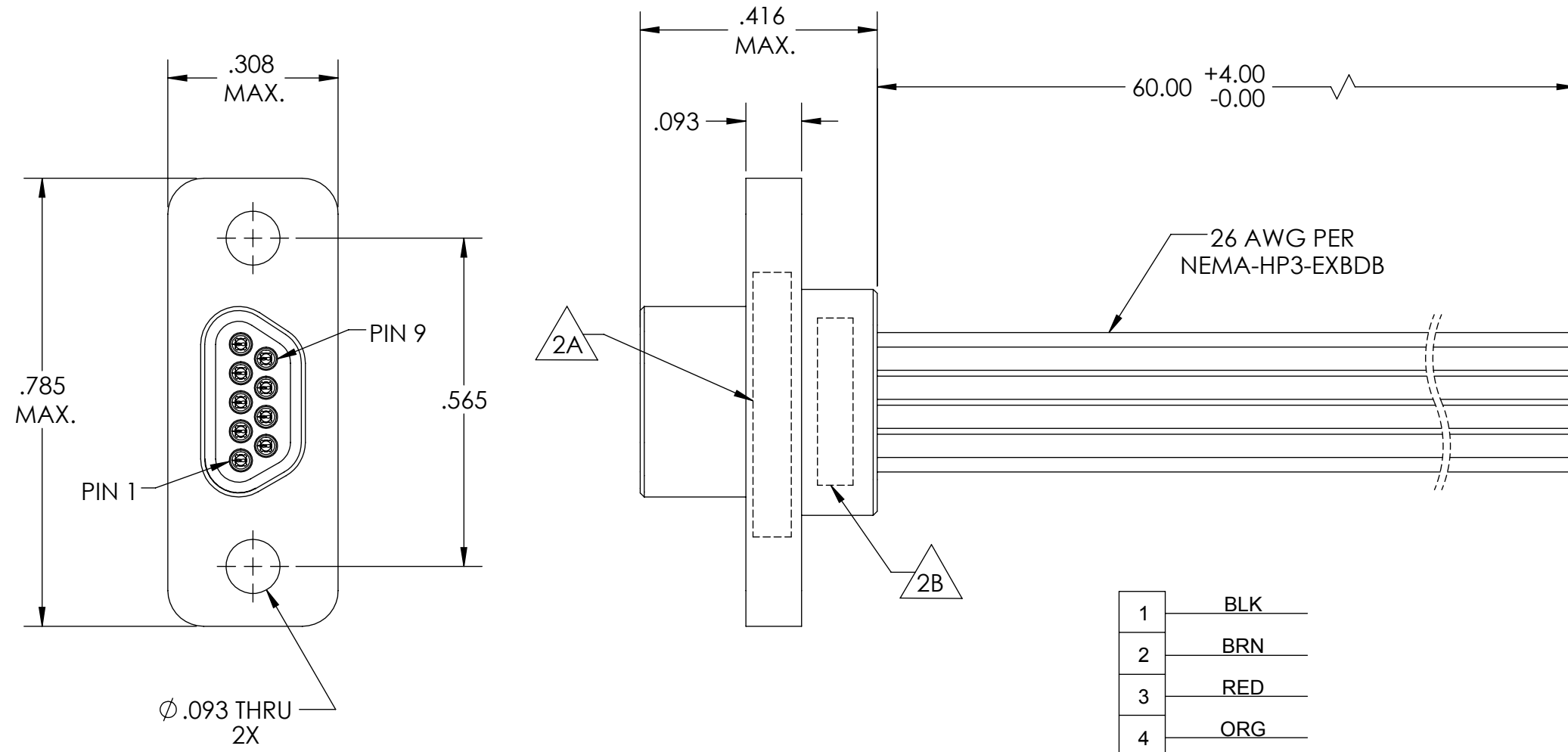
E

D

C

B

A



1	BLK
2	BRN
3	RED
4	ORG
5	YEL
6	GRN
7	BLU
8	VIO
9	GRY

- 5. CONTACT HEIGHTS ARE TO BE PER QA-STD-101.
- 4. PERFORMANCE SPECIFICATIONS:  
CURRENT RATING: 3 AMPS MAX.  
DWV: 600 VAC  
TEMPERATURE RATING: -55°C TO 200°C

3 MATERIALS:  
SHELL: 6061-T6 ALUMINUM PER AMS-Q-Q-A200/8, NICKEL PLATED PER AMS-2404  
INSULATOR: PPS PER MIL-M-24519 GST-40F, COLOR: BLACK  
PIN CONTACTS: C17410 BERYLLIUM COPPER PER ASTM B768, GOLD PLATED PER ASTM B488  
WIRE: 26 AWG PER NEMA-HP3-EXBDB, COLOR CODE PER MIL-STD-681

- 2. MARKING: 2A "UMI", UMI PART NUMBER  
2B DATE CODE, UMI WORK ORDER NUMBER

1. CONNECTOR ASSEMBLY IS IAW MIL-DTL-83513 UNLESS OTHERWISE SPECIFIED.

NOTES: UNLESS OTHERWISE SPECIFIED.

QUALITY SYMBOLS CRITICAL MAJOR NO SYMBOLS = MINOR DIMENSIONS	UNLESS OTHERWISE SPECIFIED: ALL DIMENSIONS ARE IN INCHES	SCALE <b>4 : 1</b>	DWG SIZE <b>B</b>	THIRD ANGLE PROJECTION	<b>REVISE ON CAD ONLY</b>		
	GENERAL TOLERANCES: 3 PLACES ±.005 2 PLACES ±.01 ANGULAR ±2°	DRAWN BY & DATE <b>DU 9/20/18</b>	TITLE: <b>MICRO-D CONNECTOR ASSEMBLY, MR09P0-26E5-60.0-S01-HT, HIGH-TEMP ASSEMBLY</b>		MATERIAL: 3	ENG PROJECT #: <b>NONE</b>	
	ULTI-MATE CAGE CODE <b>58967</b>	CHECKED BY & DATE <b>DW 9/20/18</b>	APPROVED BY & DATE <b>DW 9/20/18</b>	PART NO. <b>434111130</b>	DRAWING NO. <b>SD-434111130</b>	SHEET NO. <b>1 of 1</b>	PART REV. <b>-</b>
	THIS DRAWING CONTAINS INFORMATION THAT IS PROPRIETARY TO ULTI-MATE INCORPORATED AND SHOULD NOT BE USED WITHOUT WRITTEN PERMISSION.						