


CIRCUIT CONNECTOR VERTICAL




- Plastic Shell Connector
- Plated Thru Hole .050 x .050 (Style 6)
- 1 Piece Contact
- Flat Tail Termination
- Operating Temperature -50° C to 200° C
- 9 to 65 Contacts



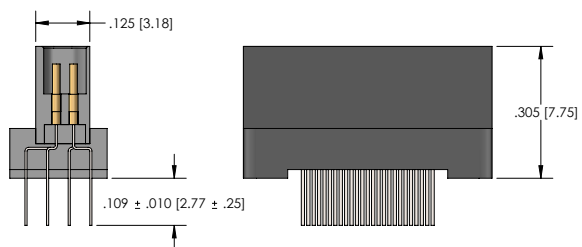
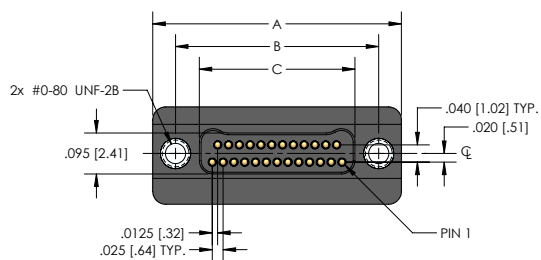
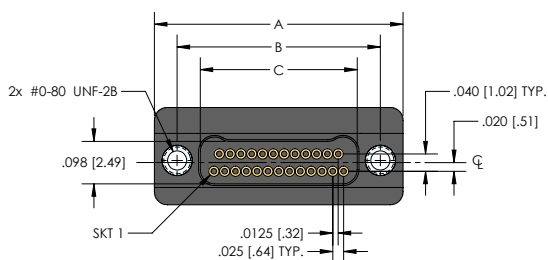
NANO D – PID 142

HOW TO ORDER

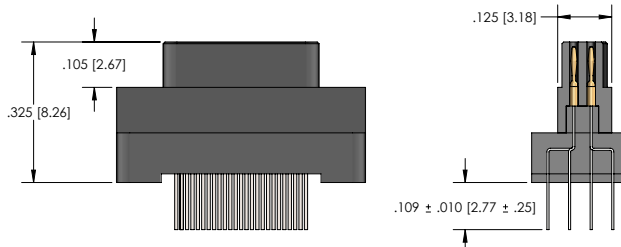
* Indicates preferred standard

CN	P	6	L	25	-2	P	Ø7	1	
Series	Style	Insulator	Contacts	Insulator Type	Contact Gender	Hardware	Lead Finish	Temp Range	
CN=Nano	P=Plastic	Style=6	L=LCP	Ø9	2= Dual Row	P=Male/Pin (Plug Side)	Ø7=Threaded Hole	1= Tin plated (6Ø/4Ø)	*Blank = 125C
				15				2=Gold plated (RoHS)	HT = 200C Supplied with Gold Plated Lead
				21		S=Female/Socket (Receptacle Side)			
				25					
				31					
				37					
				51					
				65					

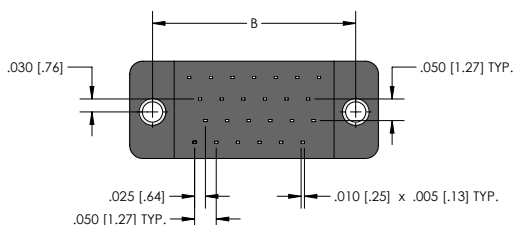
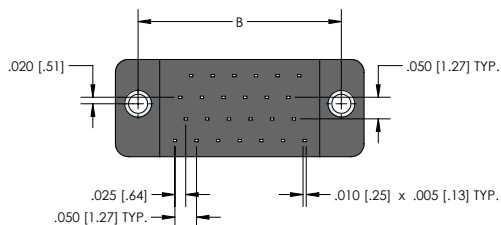
DIMENSIONS



RECEPTACLE (SOCKETS)

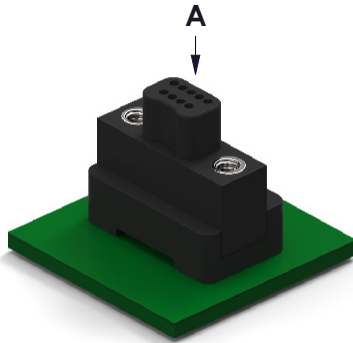


PLUG (PINS)

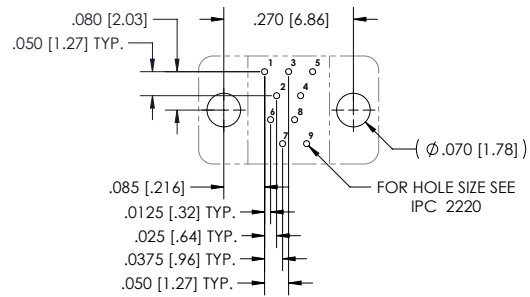


Size	CNP6 SERIES (DUAL ROW)				
	A	B	Plug C	Receptacle	D
9	.375 [9.52]	.270 [6.86]	.160 [4.06]	.163 [4.14]	.175 [4.44]
15	.450 [11.43]	.345 [8.76]	.235 [5.97]	.238 [6.04]	.250 [6.35]
21	.525 [13.33]	.420 [10.67]	.310 [7.87]	.313 [7.95]	.325 [8.25]
25	.575 [14.60]	.470 [11.94]	.360 [9.14]	.363 [9.22]	.375 [9.52]
31	.650 [16.51]	.545 [13.84]	.435 [11.05]	.438 [11.12]	.450 [11.43]
37	.725 [18.41]	.620 [15.75]	.510 [12.95]	.513 [13.03]	.525 [13.33]
51	.900 [22.86]	.795 [20.19]	.685 [17.40]	.688 [17.47]	.700 [17.78]
65	1.075 [27.30]	.970 [24.64]	.860 [21.84]	.863 [21.92]	.875 [22.22]

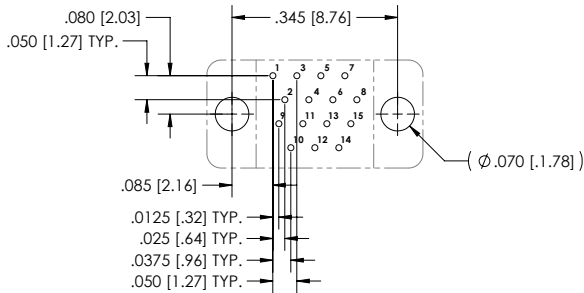
CIRCUIT CONNECTOR VERTICAL PCB LAYOUT MALE



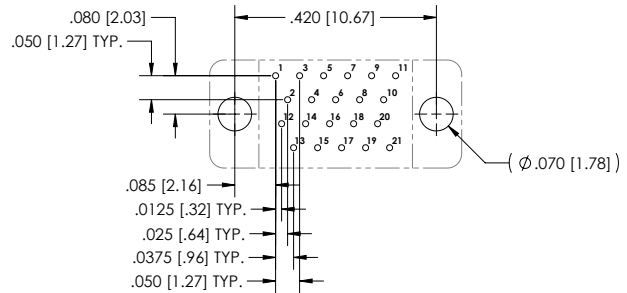
NANO D – PID 142



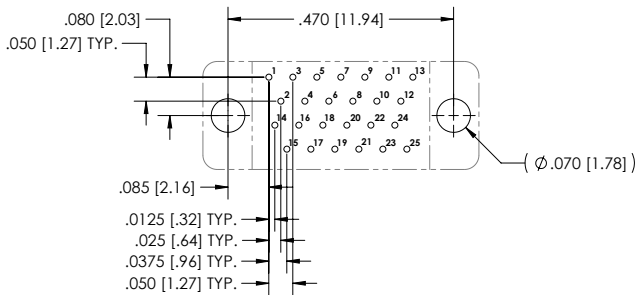
SIZE 9 - VIEW A



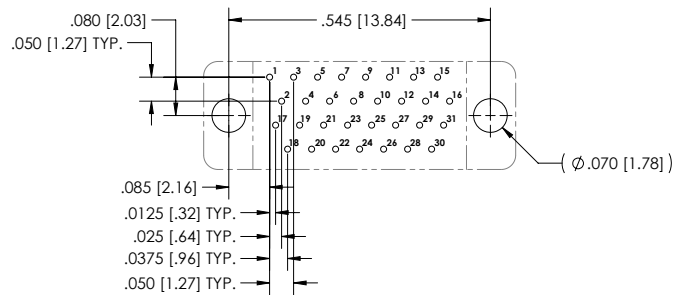
SIZE 15 - VIEW A



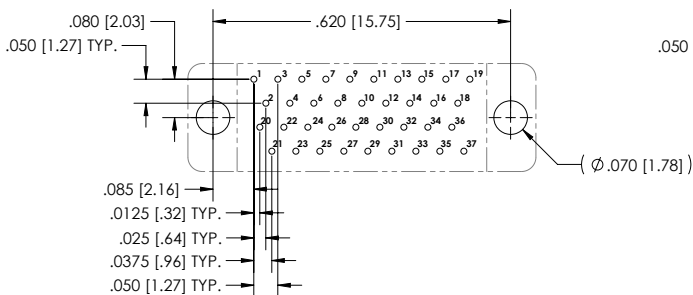
SIZE 21 - VIEW A



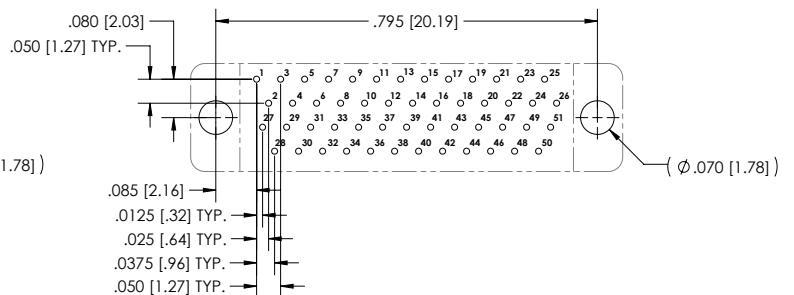
SIZE 25 - VIEW A



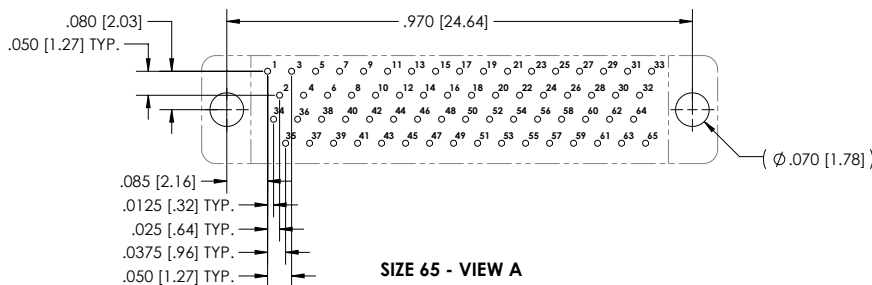
SIZE 31 - VIEW A



SIZE 37 - VIEW A

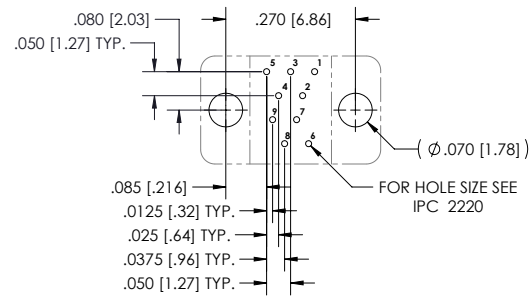
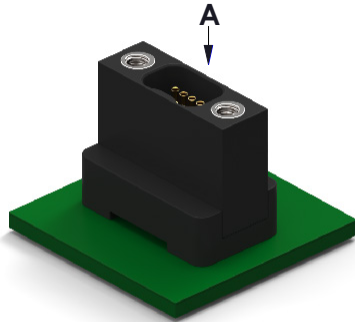


SIZE 51 - VIEW A

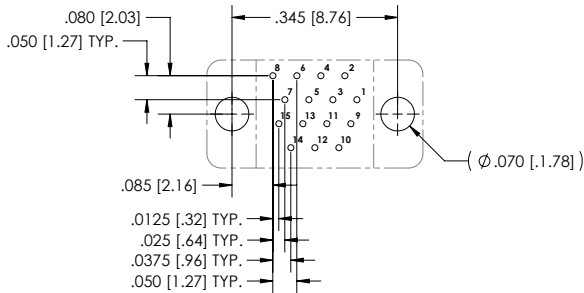


SIZE 65 - VIEW A

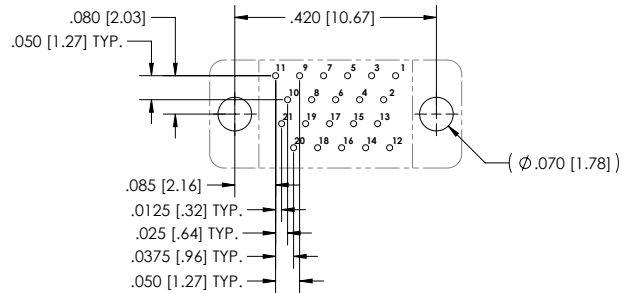
CIRCUIT CONNECTOR VERTICAL PCB LAYOUT FEMALE



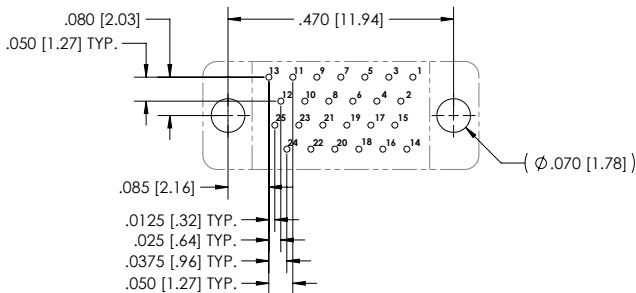
SIZE 9 - VIEW A



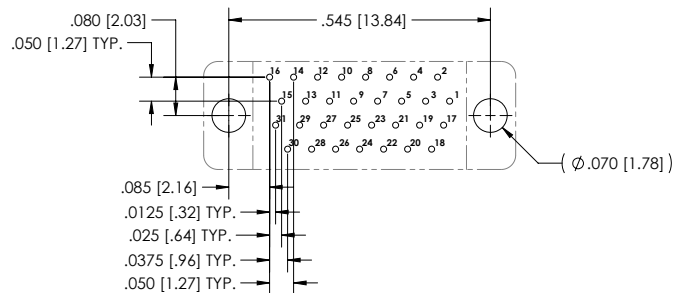
SIZE 15 - VIEW A



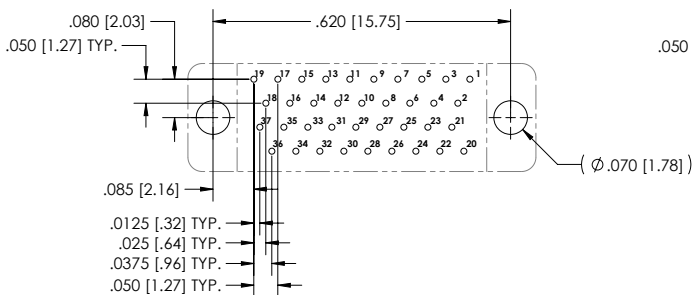
SIZE 21 - VIEW A



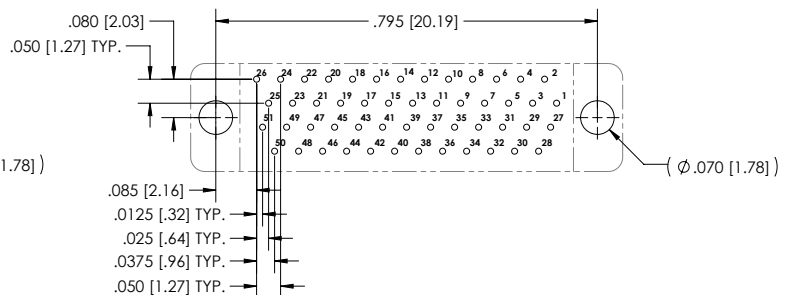
SIZE 25 - VIEW A



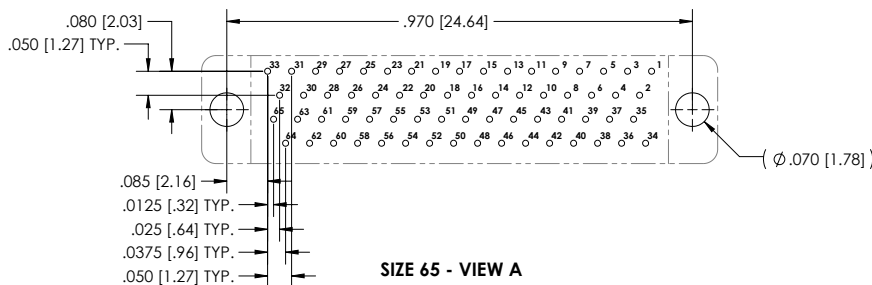
SIZE 31 - VIEW A



SIZE 37 - VIEW A



SIZE 51 - VIEW A



SIZE 65 - VIEW A

NANO-D SERIES CIRCUIT VERTICAL DUAL ROW METAL AND PLASTIC SHELL PERFORMANCE DATA, MATERIALS AND FINISHES

PERFORMANCE DATA

133-E	ELECTRICAL
CONTACT RESISTANCE:	0.033 mΩ max. @ 1.0 A
CURRENT RATING (SIGNAL CONTACTS):	1.0 A max.
DIELECTRIC WITHSTANDING VOLTAGE:	250 VAC at sea level , 100 VAC at 70,000 ft.
INSULATION RESISTANCE:	5,000 MΩ min.

123-M	MECHANICAL
CONTACT ENGAGING FORCE:	5 oz max. (Contact average is 2 oz.)
CONTACT SEPARATING FORCE:	0.4 oz. min.
CONNECTOR MATING FORCE:	7 oz. x number of contacts max.
CONNECTOR UNMATING FORCE:	7 oz. x number of contacts max.
VIBRATION:	No damage or interruption detected (one microsecond sensitivity) EIA-364-28 Condition IV
SHOCK:	No damage or interruption detected (one microsecond sensitivity) EIA-364-28 Condition IV
DURABILITY:	No mechanical or electrical defects after 200 matings.
SALT SPRAY:	No exposure of base metal or loss of performance after 96 hours for both Nickel and Cadmium plating

MATERIALS AND FINISHES

142 144-M&F	MATERIALS AND FINISHES
Pin Contacts	Pins: BeCu alloy strip per ASTM-B-194
Socket Contacts	Sockets: BeCu per ASTM-B-194
Contact Plating	Gold plate per ASTM B488, or SAE AMS 2422
Metal Shells	Aluminum alloy per SAE-AMS-QQ-A-200/8, Type 6061-T6, with Electroless Nickel SAE AMS2404, Class 3 or 4 Aluminum alloy per SAE-AMS-QQ-A-200/8, Type 6061-T6, with Cadmium Plating per SAE-AMS-QQ-P-416, Type II, Class 1 Aluminum alloy per SAE-AMS-QQ-A-200/8, Type 6061-T6, with Black Anodize Plating per MIL-A-8625, Type III, Class 2 Stainless Steel per ASTM A582
Backshell	LCP (Liquid Crystal Polymer) GLCP-30F or PPS Per MIL-M-24519 GST-40F
Molded Full Plastic Housing/ Lead Organizer	Insulating compound per MIL-I-16923. Liquid Crystal Polymer (LCP), per MIL-M-24519 GLCP-30F, 30% Glass
Hardware	Corrosion resistant steel per ASTM A 582/A582 or ASTM A 581/A581M, Passivated per SAE AMS-2700